

**Format of holding of specified securities**

1	<b>Name of Listed Entity</b>	:	JK Tyre & Industries Ltd.	
2	<b>Scrip Code/Name of Scrip/Class of Security</b>	:	Scrip Code -BSE : 530007;NSE - JKTYRE; Equity Shares	
3	<b>Share Holding Pattern Filed under: Reg. 31(1)(a)/Reg. 31(1)(b)/Reg.31(1)(c)</b>	:	Reg 31(1)(b)	
	<b>a</b>	<b>If under 31(1)(b) then indicate the report for Quarter ending</b>	:	30th June 2019
	<b>b</b>	<b>If under 31(1)(c) then indicate date of allotment/extinguishment</b>	:	Not applicable

4 Declaration: The Listed entity is required to submit the following declaration to the extent of submission of information:-

	Particulars	Yes*	No*
1	Whether the Listed Entity has issued any partly paid up shares?		✓
2	Whether the Listed Entity has issued any Convertible Securities or Warrants?		✓
3	Whether the Listed Entity has any shares against which depository receipts are issued?		✓
4	Whether the Listed Entity has any shares in locked-in?	✓	
5	Whether any shares held by promoters are pledge or otherwise encumbered?	✓	

\* If the Listed Entity selects the option 'No' for the questions above, the columns for the partly paid up shares, Outstanding Convertible Securities/ Warrants, depository receipts, locked-in shares, No. of shares pledged or otherwise encumbered by promoters, as applicable, shall not be displayed at the time of dissemination on the Stock Exchange website. Also wherever there is 'No' declared by Listed Entity in above table the values will be considered as 'Zero' by default on submission of the format of holding of specified securities.

5 The tabular format for disclosure of holding of specified securities is as follows:-



Table I - Summary Statement holding of specified securities

Category (I)	Category of shareholder (II)	Nos. of shareholders (III)	No. of fully paid up equity shares held (IV)	No. of Partly paid-up equity shares held (V)	No. of shares underlying Depository Receipts (VI)	Total nos. shares held (VII) = (IV)+(V)+(VI)	Shareholding as a % of total no. of shares (calculated as per SCRR, 1957) (VIII) As a % of (A+B+C2)	Number of Voting Rights held in each class of securities (IX)			No. of Shares Underlying Outstanding convertible securities (including Warrants) (X)	Shareholding, as a % assuming full conversion of convertible securities (as a percentage of diluted share capital) (XI) = (VII)+(X) As a % of (A+B+C2)	Number of Locked in shares (XII)		Number of Shares pledged or otherwise encumbered (XIII)		Number of equity shares held in dematerialized form (XIV)	
								No of Voting Rights					Total as a % of (A+B+C)	No. (a)	As a % of total Shares held (b)	No. (a)		As a % of total Shares held (b)
								Class eg: X	Class egypt	Total								
(A)	Promoter & Promoter Group	20	138450055	0	0	138450055	56.23	138450055	0	138450055	56.23	0	56.23	100299150	72.44	49000200	35.39	138450055
(B)	Public	136592	107780825	0	0	107780825	43.77	107780825	0	107780825	43.77	0	43.77	0	0.00	NA	NA	106532663
(C)	Non Promoter- Non Public	0	0	0	0	0	0.00	0	0	0	0.00	0	0.00	0	0.00	NA	NA	0
(C1)	Shares underlying DRs	0	0	0	0	0	NA	0	0	0	0.00	0	0.00	0	0.00	NA	NA	0
(C2)	Shares held by Employee Trusts	0	0	0	0	0	0.00	0	0	0	0.00	0	0.00	0	0.00	NA	NA	0
	<b>Total</b>	<b>136612</b>	<b>246230880</b>	<b>0</b>	<b>0</b>	<b>246230880</b>	<b>100.00</b>	<b>246230880</b>	<b>0</b>	<b>246230880</b>	<b>100.00</b>	<b>0</b>	<b>100.00</b>	<b>100299150</b>	<b>40.73</b>	<b>49000200</b>	<b>19.90</b>	<b>244982718</b>

\* Includes 110030 Equity Shares of ₹ 2 each held in unclaimed suspense account and 702348 Equity Shares of ₹ 2 each held by Investor Education and Protection Fund on which voting rights are frozen.

Note : NA - Not Applicable



Table II - Statement showing shareholding pattern of the Promoter and Promoter Group

Category & Name of the Shareholders (I)	No. of shareholder (III)	No. of fully paid up equity shares held (IV)	Partly paid-up equity shares held (V)	Nos. of shares underlying Depository Receipts (VI)	Total nos. shares held (VII = IV+V+VI)	Shareholding % calculated as per SCRR, 1957 As a % of (A+B+C2) (VIII)	Number of Voting Rights held in each class of securities (IX)			No. of Shares Underlying Outstanding convertible securities (including Warrants) (X)	Shareholding, as a % assuming full conversion of convertible securities (as a percentage of diluted share capital) (XI) = (VII)+(X) as a % of A+B+C2	Number of Locked in shares (XII)		Number of Shares pledged or otherwise encumbered (XIII)		Number of equity shares held in dematerialized form (XIV)		
							No of Voting Rights					Total as a % of Total Voting rights	No.	(a)	As a % of total Shares held (b)		No. (a)	As a % of total Shares held (b)
							Class X	Class Y	Total									
(1) Indian																		
(a) Individuals/Hindu Undivided Family	15	4689105	0	0	4689105	1.90	4689105	0	4689105	1.90	0	0.00	0	0.00	0	0.00	4689105	
BHARAT HARI SINGHANIA		773325	0	0	773325	0.31	773325	0	773325	0.31	0	0.00	0	0.00	0	0.00	773325	
RAGHUPATI SINGHANIA		923990	0	0	923990	0.38	923990	0	923990	0.38	0	0.00	0	0.00	0	0.00	923990	
VIKRAM PATI SINGHANIA		71530	0	0	71530	0.03	71530	0	71530	0.03	0	0.00	0	0.00	0	0.00	71530	
VINITA SINGHANIA		781485	0	0	781485	0.32	781485	0	781485	0.32	0	0.00	0	0.00	0	0.00	781485	
SUNANDA SINGHANIA		562500	0	0	562500	0.23	562500	0	562500	0.23	0	0.00	0	0.00	0	0.00	562500	
HARSH PATI SINGHANIA		71490	0	0	71490	0.03	71490	0	71490	0.03	0	0.00	0	0.00	0	0.00	71490	
ANSHUMAN SINGHANIA		63375	0	0	63375	0.03	63375	0	63375	0.03	0	0.00	0	0.00	0	0.00	63375	
BHARAT HARI SINGHANIA (HUF)		213745	0	0	213745	0.09	213745	0	213745	0.09	0	0.00	0	0.00	0	0.00	213745	
RAGHUPATI SINGHANIA (HUF)		75000	0	0	75000	0.03	75000	0	75000	0.03	0	0.00	0	0.00	0	0.00	75000	
SHRIVATS SINGHANIA		25875	0	0	25875	0.01	25875	0	25875	0.01	0	0.00	0	0.00	0	0.00	25875	
HARSH PATI SINGHANIA (HUF)		213745	0	0	213745	0.09	213745	0	213745	0.09	0	0.00	0	0.00	0	0.00	213745	
VIKRAM PATI SINGHANIA (HUF)		210930	0	0	210930	0.09	210930	0	210930	0.09	0	0.00	0	0.00	0	0.00	210930	
ANSHUMAN SINGHANIA (Karta of Shripati Singhania HUF)		698245	0	0	698245	0.28	698245	0	698245	0.28	0	0.00	0	0.00	0	0.00	698245	
DURGAVATI JAIN		2000	0	0	2000	0.00	2000	0	2000	0.00	0	0.00	0	0.00	0	0.00	2000	
SHUBHA KANORIA		1870	0	0	1870	0.00	1870	0	1870	0.00	0	0.00	0	0.00	0	0.00	1870	
(b) Central Government/State Government(s)	0	0	0	0	0	0.00	0	0	0	0.00	0	0.00	0	0.00	0	0.00	0	
(c) Financial Institutions/Banks	0	0	0	0	0	0.00	0	0	0	0.00	0	0.00	0	0.00	0	0.00	0	
(d) Any Others	5	133760950	0	0	133760950	54.32	133760950	0	133760950	54.32	0	0.00	0	0.00	0	0.00	0	
BODIES CORPORATE																		
BENGAL & ASSAM COMPANY LTD		132958250	0	0	132958250	54.00	132958250	0	132958250	54.00	100299150	74.98	49000200	36.63	0	0.00	133760950	
HARI SHANKAR SINGHANIA HOLDINGS PRIVATE LIMITED		749200	0	0	749200	0.30	749200	0	749200	0.30	0	0.00	0	0.00	0	0.00	132958250	
SIDDHINAYAK TRADING AND INVESTMENT LIMITED		50000	0	0	50000	0.02	50000	0	50000	0.02	0	0.00	0	0.00	0	0.00	749200	
ACCURATE FINMAN SERVICES LIMITED		1000	0	0	1000	0.00	1000	0	1000	0.00	0	0.00	0	0.00	0	0.00	50000	
NAV BHARA FINANCIAL SERVICES LIMITED		2500	0	0	2500	0.00	2500	0	2500	0.00	0	0.00	0	0.00	0	0.00	1000	
																	2500	

Table II - Statement showing shareholding pattern of the Promoter and Promoter Group

Category & Name of the Shareholders (I)	No. of shareholder (III)	No. of fully paid up equity shares held (IV)	Partly paid-up equity shares held (V)	Nos. of shares underlying Depository Receipts (VI)	Total nos. shares held (VII = IV+V+VI)	Shareholding % calculated as per SCRR, 1957 As a % of (A+B+C2) (VIII)	Number of Voting Rights held in each class of securities (IX)				No. of Shares Underlying Outstanding convertible securities (including Warrants) (X)	Shareholding, as a % assuming full conversion of convertible securities (as a percentage of diluted share capital) (XI) = (VII)+(X) as a % of A+B+C2	Number of Locked in shares (XII)		Number of Shares pledged or otherwise encumbered (XIII)		Number of equity shares held in dematerialized form (XIV)	
							No of Voting Rights			Total as a % of Total Voting rights			No.	(a)	As a % of total Shares held (b)	No. (a)		As a % of total Shares held (b)
							Class X	Class Y	Total									
Sub-Total(A)(1)	20	138450055	0	0	138450055	56.23	138450055	0	138450055	56.23	0	56.23	100299150	72.44	49000200	35.39	138450055	
(2) Foreign	0	0	0	0	0	0.00	0	0	0	0.00	0	0.00	0	0.00	0	0.00	0	
(a) Individuals (Non- Resident Individuals/ Foreign Individuals)	0	0	0	0	0	0.00	0	0	0	0.00	0	0.00	0	0.00	0	0.00	0	
(b) Government	0	0	0	0	0	0.00	0	0	0	0.00	0	0.00	0	0.00	0	0.00	0	
(c) Institutions	0	0	0	0	0	0.00	0	0	0	0.00	0	0.00	0	0.00	0	0.00	0	
(d) Foreign Portfolio Investor	0	0	0	0	0	0.00	0	0	0	0.00	0	0.00	0	0.00	0	0.00	0	
(f) Any Others (specify)	0	0	0	0	0	0.00	0	0	0	0.00	0	0.00	0	0.00	0	0.00	0	
Sub-Total (A)(2)	0	0	0	0	0	0.00	0	0	0	0.00	0	0.00	0	0.00	0	0.00	0	
Total Shareholding of Promoter and Promoter Group (A)= (A)(1)+(A)(2)	20	138450055	0	0	138450055	56.23	138450055	0	138450055	56.23	0	56.23	100299150	72.44	49000200	35.39	138450055	

Details of Shares which remain unclaimed may be given here along with details such as number of shareholders, outstanding shares held in demat/unclaimed suspense account, voting rights which are frozen etc.

# Pursuant to the Scheme of Arrangement between Florence Investech Limited (Florence), BMF Investments Ltd. (BMF), J.K. Fenner (India) Ltd. (FIL) and Bengal & Assam Company Ltd. (BACL) which became effective on 24th May 2019 and operative from the Appointed date, i.e., 1st April, 2017, Florence and BMF stand amalgamated with BACL and stand dissolved. Accordingly, the shareholdings in JK Tyre & Industries Ltd. held by Florence - (3,26,59,100 Equity Shares) and BMF - (3,88,64,560 Equity Shares), stand transferred to and vested with BACL, resulting into increase of the holding of BACL in JK Tyre & Industries Ltd. to 13,29,58,250 Equity Shares - 54% 100 Shares held by FIL and shareholding of BMF has not yet been credited to the Demat Account of BACL. BACL is taking necessary steps for credit of the said shares in its Demat Account.

Note:

(1) PAN would not be displayed on website of Stock Exchange(s).

(2) The term "Encumbrance" has the same meaning as assigned under regulation 28(3) of SEBI (Substantial Acquisition of Shares and Takeovers) Regulations, 2011.




Table III - Statement showing shareholding pattern of the Public Shareholder

Category & Name of the Shareholders (i)	No. of shareholder (iii)	No. of fully paid up equity shares held (iv)	Partly paid-up equity shares held (v)	Nos. of shares underlying Depository Receipts (vi)	Total nos. shares held (VII = IV+V+VI)	Share-holding % calculated as per SCRR, 1957 As a % of (A+B+C2) (viii)	Number of Voting Rights held in each class of securities (ix)			No. of Shares Underlying Outstanding convertible securities (including Warrants) (x)	Total Share-holding, as a % assuming full conversion of convertible securities (as a percentage of diluted share capital) (xi)	Number of Locked in shares (xii)		Number of Shares pledged or otherwise encumbered (xiii)		Number of equity shares held in dematerialized form (xiv)	
							No of Voting Rights					Total as a % of Total Voting rights	No. (a)	As a % of total Shares held (b)	No. (Not applicable) (a)		As a % of total Shares held (not applicable) (b)
							Class X	Class Y	Total								
(1) Institutions																	
(a) Mutual Fund	5	1711181	0	0	1711181	0.69	1711181	0	1711181	0.69	0	0.00	NA	NA	1709921		
(b) Venture Capital Funds	0	0	0	0	0	0.00	0	0	0	0.00	0	0.00	NA	NA	0		
(c) Alternate investment Funds	0	0	0	0	0	0.00	0	0	0	0.00	0	0.00	NA	NA	0		
(d) Foreign Venture Capital Investors	0	0	0	0	0	0.00	0	0	0	0.00	0	0.00	NA	NA	0		
(e) Foreign Portfolio Investors	43	8940193	0	0	8940193	3.63	8940193	0	8940193	3.63	0	0.00	NA	NA	8940193		
HSBC GLOBAL INVESTMENT FUNDS - ASIA EX JAPAN EQUITY SMALLER COMPANIES		3503182	0	0	3503182	1.42	3503182	0	3503182	1.42	0	0.00	NA	NA	3503182		
(f) Financial Institutions/ Banks	21	994614	0	0	994614	0.40	994614	0	994614	0.40	0	0.00	NA	NA	979229		
(g) Insurance Companies	3	2659578	0	0	2659578	1.08	2659578	0	2659578	1.08	0	0.00	NA	NA	2659578		
(h) Provident Funds/ Pension Funds	0	0	0	0	0	0.00	0	0	0	0.00	0	0.00	NA	NA	0		
(i) Any Others (specify)	0	0	0	0	0	0.00	0	0	0	0.00	0	0.00	NA	NA	0		
Sub-Total(B)(1)	72	14305566	0	0	14305566	5.81	14305566	0	14305566	5.81	0	0.00	NA	NA	0		
(2) Central Government/ State Government(s)/ President of India	3	2130403	0	0	2130403	0.87	2130403	0	2130403	0.87	0	0.00	NA	NA	14288921		
Sub-Total (B)(2)	3	2130403	0	0	2130403	0.87	2130403	0	2130403	0.87	0	0.00	NA	NA	2130403		
(3) Non-institutions																	
(a) Individuals - i. Individual shareholders holding nominal share capital up to Rs. 2 lakhs.	131062	42366313	0	0	42366313	17.21	42366313	0	42366313	17.21	0	0.00	NA	NA	41268971		
ii. Individual shareholders holding nominal share capital in excess of Rs. 2 lakhs.	23	7317340	0	0	7317340	2.97	7317340	0	7317340	2.97	0	0.00	NA	NA	7317340		
DEEPAK BHAGNANI		2500024	0	0	2500024	1.02	2500024	0	2500024	1.02	0	0.00	NA	NA	2500024		
(b) NBFCs registered with RBI	13	52943	0	0	52943	0.02	52943	0	52943	0.02	0	0.00	NA	NA	52943		
(c) Employee Trusts	0	0	0	0	0	0.00	0	0	0	0.00	0	0.00	NA	NA	0		
(d) Overseas Depositories (holding DRs) (balance figure)	0	0	0	0	0	0.00	0	0	0	0.00	0	0.00	NA	NA	0		
(e) Any Other											0	0.00	NA	NA	0		

Table III - Statement showing shareholding pattern of the Public Shareholder

Category & Name of the Shareholders (I)	No. of shareholder (III)	No. of fully paid up equity shares held (IV)	Partly paid-up equity shares held (V)	Nos. of shares underlying Depository Receipts (VI)	Total nos. shares held (VII = IV+V+VI)	Shareholding % calculated as per SCRR, 1957 As a % of (A+B+C2) (VIII)	Number of Voting Rights held in each class of securities (IX)			No. of Shares Underlying Outstanding convertible securities (including Warrants) (X)	Total Shareholding, as a % assuming full conversion of convertible securities (as a percentage of diluted share capital) (XI)	Number of Locked in shares (XII)		Number of Shares pledged or otherwise encumbered (XIII)		Number of equity shares held in dematerialized form (XIV)	
							No of Voting Rights					Total as a % of Total Voting rights	No. (a)	As a % of total Shares held (b)	No (Not applicable) (a)		As a % of total Shares held (not applicable) (b)
							Class X	Class Y	Total								
(i) Corporate Body	824	18505280	0	0	18505280	7.52	18505280	0	18505280	7.52	0	7.52	0	0.00	NA	NA	18487110
TASHA INVESTMENT ADVISORS LLP		4745689	0	0	4745689	1.93	4745689	0	4745689	1.93	0	1.93	0	0.00	NA	NA	4745689
(ii) CORPORATE BODY (OCB)	1	17437500	0	0	17437500	7.08	17437500	0	17437500	7.08	0	7.08	0	0.00	NA	NA	17437500
EDGEFIELD SECURITIES LIMITED		17437500	0	0	17437500	7.08	17437500	0	17437500	7.08	0	7.08	0	0.00	NA	NA	17437500
(iii) Foreign Nationals	1	500	0	0	500	0.00	500	0	500	0.00	0	0.00	0	0.00	NA	NA	500
(iv) NRIs	2362	2961612	0	0	2961612	1.20	2961612	0	2961612	1.20	0	1.20	0	0.00	NA	NA	2845607
(v) Clearing Member	119	240760	0	0	240760	0.10	240760	0	240760	0.10	0	0.10	0	0.00	NA	NA	240760
(vi) Trusts	3	1005	0	0	1005	0.00	1005	0	1005	0.00	0	0.00	0	0.00	NA	NA	1005
(vii) Resident (HUF)	2109	2461603	0	0	2461603	1.00	2461603	0	2461603	1.00	0	1.00	0	0.00	NA	NA	2461603
Sub-Total (B)(3)	136517	91344856	0	0	91344856	37.10	91344856	0	91344856	37.10	0	37.10	0	0.00	NA	NA	90113339
Total Public Shareholding (B) = (B)(1)+(B)(2)+(B)(3)	136592	107780825	0	0	107780825	43.77	107780825	0	107780825	43.77	0	43.77	0	0.00	NA	NA	106532663

Details of the shareholders acting as persons in Concert including their Shareholding (No. and %):

Details of Shares which remain unclaimed may be given here along with details such as number of shareholders, outstanding shares held in demat/unclaimed suspense account, voting rights which are frozen etc.

- Note:
- (1) PAN would not be displayed on website of Stock Exchange(s)
  - (2) The above format needs to be disclosed along with the name of following persons: Institutions/Non Institutions holding more than 1% of total number of shares.
  - (3) W.r.t. the information pertaining to Depository Receipts, the same may be disclosed in the respective columns to the extent information available and the balance to be disclosed as held by custodian.




Table IV - Statement showing shareholding pattern of the Non Promoter - Non Public Shareholder																		
Category & Name of the Shareholders (I)	No. of shareholder (III)	No. of fully paid up equity shares held (IV)	Partly paid-up equity shares held (V)	Nos. of shares underlying Depository Receipts (VI)	Total nos. shares held (VII) = (IV+V+VI)	Shareholding % calculated as per SCRR, 1957 As a % of (A+B+C2) (VIII)	Number of Voting Rights held in each class of securities (IX)				No. of Shares Underlying Outstanding convertible securities (including Warrants) (X)	Total Shareholding, as a % assuming full conversion of convertible securities ( as a percentage of diluted share capital) (XI)	Number of Locked in shares (XII)		Number of Shares pledged or otherwise encumbered (XIII)		Number of equity shares held in dematerialized form (XIV)	
							No of Voting Rights			Total as a % of Total Voting rights			No.	As a % of total Shares held	No. (Not Applicable)	As a % of total Shares held (Not Applicable)		
							Class X	Class Y	Total									
(1) Custodian/DR Holder	0	0	0	0	0	0.00	0	0	0	0.00	0	0.00	0	0.00	NA	0		
(2) Employee Benefit Trust (under SEBI (Share based Employee Benefit) Regulations, 2014)	0	0	0	0	0	0.00	0	0	0	0.00	0	0.00	0	0.00	NA	0		
Total Non-Promoter-Non Public shareholding (C) = (C)(1) + (C)(2)	0	0	0	0	0	0.00	0	0	0	0.00	0	0.00	0	0.00	NA	0		


Note

(1) PAN would not be displayed on website of Stock Exchange(s).

(2) The above format needs to disclose name of all holders holding more than 1% of total number of shares

(3) Where the information pertaining to Depository Receipts, the same may be disclosed in the respective columns to the extent information available.

Date : 20th July 2019



For JK Tyre & Industries Ltd.

*PK R. Stagi*  
PK R. Stagi  
Vice President (Legal) & Company Secretary