

**Format of holding of specified securities**

1	<b>Name of Listed Entity</b>	:	JK Tyre & Industries Ltd.
2	<b>Scrip Code/Name of Scrip/Class of Security</b>	:	Scrip Code -BSE : 530007;NSE - JKTYRE; Equity Shares.
3	<b>Share Holding Pattern Filed under: Reg. 31(1)(a)/Reg. 31(1)(b)/Reg.31(1)(c)</b>	:	Reg 31(1)(b)
a	<b>If under 31(1)(b) then indicate the report for Quarter ending</b>	:	Quarter ended 30th September 2018
b	<b>If under 31(1)(c) then indicate date of allotment/extinguishment</b>	:	Not applicable

4 Declaration: The Listed entity is required to submit the following declaration to the extent of submission of information:-

	<b>Particulars</b>	<b>Yes*</b>	<b>No*</b>
1	<b>Whether the Listed Entity has issued any partly paid up shares?</b>		√
2	<b>Whether the Listed Entity has issued any Convertible Securities or Warrants?</b>		√
3	<b>Whether the Listed Entity has any shares against which depository receipts are issued?</b>		√
4	<b>Whether the Listed Entity has any shares in locked-in?</b>		√
5	<b>Whether any shares held by promoters are pledge or otherwise encumbered?</b>		√

\* If the Listed Entity selects the option 'No' for the questions above, the columns for the partly paid up shares, Outstanding Convertible Securities/ Warrants, depository receipts, locked-in shares, No of shares pledged or otherwise encumbered by promoters, as applicable, shall not be displayed at the time of dissemination on the Stock Exchange website. Also wherever there is 'No' declared by Listed Entity in above table the values will be considered as 'Zero' by default on submission of the format of holding of specified securities.


5 The tabular format for disclosure of holding of specified securities is as follows:-

*Barry*



Table I - Summary Statement holding of specified securities

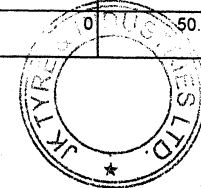
Category (I)	Category of shareholder (II)	Nos. of shareholders (III)	No. of fully paid up equity shares held (IV)	No. of Partly paid-up equity shares held (V)	No. of shares underlying Depository Receipts (VI)	Total nos. shares held (VII) = (IV)+(V)+ (VI)	Shareholding as a % of total no. of shares (calculated as per SCRR, 1957) (VIII) As a % of (A+B+C2)	Number of Voting Rights held in each class of securities (IX)			No. of Shares Underlying Outstanding convertible securities (including Warrants) (X)	Shareholding, as a % assuming full conversion of convertible securities ( as a percentage of diluted share capital) (XI)= (VII)+(X) As a % of (A+B+C2)	Number of Locked in shares (XII)		Number of Shares pledged or otherwise encumbered (XIII)		Number of equity shares held in dematerialized form (XIV)	
								No of Voting Rights					Total as a % of (A+B+ C)	No. (a)	As a % of total Shares held (b)	No. (a)		As a % of total Shares held (b)
								Class eg: X	Class eg:y	Total								
(A)	Promoter & Promoter Group	22	119032655	0	0	119032655	52.48	119032655	0	119032655	52.48	0	52.48	0	0.00	0	0.00	119032655
(B)	Public	116513	107780825	0	0	107780825	47.52	107780825	0	107780825	47.52	0	47.52	0	0.00	NA	NA	106363568
(C)	Non Promoter- Non Public	0	0	0	0	0	0.00	0	0	0	0.00	0	0.00	0	0.00	NA	NA	0
(C1)	Shares underlying DRs	0	0	0	0	0	NA	0	0	0	0.00	0	0.00	0	0.00	NA	NA	0
(C2)	Shares held by Employee Trusts	0	0	0	0	0	0.00	0	0	0	0.00	0	0.00	0	0.00	NA	NA	0
	Total	116535	226813480	0	0	226813480	100.00	226813480	0	226813480	100.00	0	100.00	0	0.00			225396223



*Handwritten signature*

Table II - Statement showing shareholding pattern of the Promoter and Promoter Group


Category & Name of the Shareholders (I)	No. of share-holder (III)	No. of fully paid up equity shares held (IV)	Partly paid-up equity shares held (V)	Nos. of shares underlying Depository Receipts (VI)	Total nos. shares held (VII = IV+V+VI)	Shareholding % calculated as per SCRR, 1957 As a % of (A+B+C2) (VIII)	Number of Voting Rights held in each class of securities (IX)			No. of Shares Underlying Outstanding convertible securities (including Warrants) (X)	Share-holding, as a % assuming full conversion of convertible securities (as a percentage of diluted share capital) (XI) = (VII)+(X) as a % of A+B+C2	Number of Locked in shares (XII)		Number of Shares pledged or otherwise encumbered (XIII)		Number of equity shares held in dematerialized form (XIV)		
							No of Voting Rights					Total as a % of Total Voting rights	No.	(a)	As a % of total Shares held (b)		No. (a)	As a % of total Shares held (b)
							Class X	Class Y	Total									
(1) Indian																		
(a) Individuals/Hindu Undivided Family	15	4689105	0	0	4689105	2.07	4689105	0	4689105	2.07	0	2.07	0	0.00	0	0.00	4689105	
BHARAT HARI SINGHANIA		773325	0	0	773325	0.34	773325	0	773325	0.34	0	0.34	0	0.00	0	0.00	773325	
RAGHUPATI SINGHANIA		923990	0	0	923990	0.41	923990	0	923990	0.41	0	0.41	0	0.00	0	0.00	923990	
VIKRAM PATI SINGHANIA		71530	0	0	71530	0.03	71530	0	71530	0.03	0	0.03	0	0.00	0	0.00	71530	
VINITA SINGHANIA		781485	0	0	781485	0.34	781485	0	781485	0.34	0	0.34	0	0.00	0	0.00	781485	
SUNANDA SINGHANIA		562500	0	0	562500	0.25	562500	0	562500	0.25	0	0.25	0	0.00	0	0.00	562500	
HARSH PATI SINGHANIA		71490	0	0	71490	0.03	71490	0	71490	0.03	0	0.03	0	0.00	0	0.00	71490	
ANSHUMAN SINGHANIA		63375	0	0	63375	0.03	63375	0	63375	0.03	0	0.03	0	0.00	0	0.00	63375	
BHARAT HARI SINGHANIA (HUF)		213745	0	0	213745	0.09	213745	0	213745	0.09	0	0.09	0	0.00	0	0.00	213745	
RAGHUPATI SINGHANIA (HUF)		75000	0	0	75000	0.03	75000	0	75000	0.03	0	0.03	0	0.00	0	0.00	75000	
SHRIVATS SINGHANIA		25875	0	0	25875	0.01	25875	0	25875	0.01	0	0.01	0	0.00	0	0.00	25875	
HARSH PATI SINGHANIA (HUF)		213745	0	0	213745	0.09	213745	0	213745	0.09	0	0.09	0	0.00	0	0.00	213745	
VIKRAM PATI SINGHANIA (HUF)		210930	0	0	210930	0.09	210930	0	210930	0.09	0	0.09	0	0.00	0	0.00	210930	
ANSHUMAN SINGHANIA (Karta of Shripati Singhanian HUF)		698245	0	0	698245	0.31	698245	0	698245	0.31	0	0.31	0	0.00	0	0.00	698245	
DURGAVATI JAIN		2000	0	0	2000	0.00	2000	0	2000	0.00	0	0.00	0	0.00	0	0.00	2000	
SHUBHA KANORIA		1870	0	0	1870	0.00	1870	0	1870	0.00	0	0.00	0	0.00	0	0.00	1870	
(b) Central Government/State Government(s)	0	0	0	0	0	0.00	0	0	0	0.00	0	0.00	0	0.00	0	0.00	0	
(c) Financial Institutions/Banks	0	0	0	0	0	0.00	0	0	0	0.00	0	0.00	0	0.00	0	0.00	0	
(d) Any Others BODIES CORPORATE	7	114343550	0	0	114343550	50.41	114343550	0	114343550	50.41	0	50.41	0	0.00	0	0.00	114343550	



*Red*

Table II - Statement showing shareholding pattern of the Promoter and Promoter Group


Category & Name of the Shareholders (I)	No. of shareholder (III)	No. of fully paid up equity shares held (IV)	Partly paid-up equity shares held (V)	Nos. of shares underlying Depository Receipts (VI)	Total nos. shares held (VII = IV+V+VI)	Shareholding % calculated as per SCRR, 1957 As a % of (A+B+C2) (VIII)	Number of Voting Rights held in each class of securities (IX)				No. of Shares Underlying Outstanding convertible securities (including Warrants) (X)	Share-holding, as a % assuming full conversion of convertible securities (as a percentage of diluted share capital) (XI) = (VII)+(X) as a % of A+B+C2	Number of Locked in shares (XII)		Number of Shares pledged or otherwise encumbered (XIII)		Number of equity shares held in dematerialized form (XIV)
							No of Voting Rights			Total as a % of Total Voting rights			No. (a)	As a % of total Shares held (b)	No. (a)	As a % of total Shares held (b)	
							Class X	Class Y	Total								
BENGAL & ASSAM COMPANY LTD		55074250	0	0	55074250	24.28	55074250	0	55074250	24.28	0	24.28	0	0.00	0	0.00	55074250
HARI SHANKAR SINGHANIA HOLDINGS PRIVATE LIMITED		749200	0	0	749200	0.33	749200	0	749200	0.33	0	0.33	0	0.00	0	0.00	749200
FLORENCE INVESTECH LTD		32659100	0	0	32659100	14.40	32659100	0	32659100	14.40	0	14.40	0	0.00	0	0.00	32659100
BMF INVESTMENTS LIMITED		25807500	0	0	25807500	11.38	25807500	0	25807500	11.38	0	11.38	0	0.00	0	0.00	25807500
JUGGILAL KAMLAPAT UDYOG LTD		50000	0	0	50000	0.02	50000	0	50000	0.02	0	0.02	0	0.00	0	0.00	50000
ACCURATE FINMAN SERVICES LIMITED		1000	0	0	1000	0.00	1000	0	1000	0.00	0	0.00	0	0.00	0	0.00	1000
NAV BHARAT VANIJYA LIMITED		2500	0	0	2500	0.00	2500	0	2500	0.00	0	0.00	0	0.00	0	0.00	2500
Sub-Total(A)(1)	22	119032655	0	0	119032655	52.48	119032655	0	119032655	52.48	0	52.48	0	0.00	0	0.00	119032655
(2) Foreign	0	0	0	0	0	0.00	0	0	0	0.00	0	0.00	0	0.00	0	0.00	0
(a) Individuals (Non- Resident Individuals/ Foreign Individuals)	0	0	0	0	0	0.00	0	0	0	0.00	0	0.00	0	0.00	0	0.00	0
(b) Government	0	0	0	0	0	0.00	0	0	0	0.00	0	0.00	0	0.00	0	0.00	0
(c) Institutions	0	0	0	0	0	0.00	0	0	0	0.00	0	0.00	0	0.00	0	0.00	0
(d) Foreign Portfolio Investor	0	0	0	0	0	0.00	0	0	0	0.00	0	0.00	0	0.00	0	0.00	0
(f) Any Others (specify)	0	0	0	0	0	0.00	0	0	0	0.00	0	0.00	0	0.00	0	0.00	0
Sub-Total (A)(2)	0	0	0	0	0	0.00	0	0	0	0.00	0	0.00	0	0.00	0	0.00	0
Total Shareholding of Promoter and Promoter Group (A)= (A)(1)+(A)(2)	22	119032655	0	0	119032655	52.48	119032655	0	119032655	52.48	0	52.48	0	0.00	0	0.00	119032655



*Handwritten signature*

Table III - Statement showing shareholding pattern of the Public Shareholder


Category & Name of the Shareholders (I)	No. of shareholder (III)	No. of fully paid up equity shares held (IV)	Partly paid-up equity shares held (V)	Nos. of shares underlying Depository Receipts (VI)	Total nos shares held (VII = IV+V+VI)	Share-holding % calculated as per SCRR, 1957 As a % of (A+B+C2) (VIII)	Number of Voting Rights held in each class of securities (IX)			No. of Shares Underlying Outstanding convertible securities (Including Warrants) (X)	Total Share-holding, as a % assuming full conversion of convertible securities (as a percentage of diluted share capital) (XI)	Number of Locked in shares (XII)		Number of Shares pledged or otherwise encumbered (XIII)		Number of equity shares held in dematerialized form (XIV)	
							No of Voting Rights					Total as % of Total Voting rights	No. (a)	As a % of total Shares held (b)	No. (Not applicable) (a)		As a % of total Shares held (not applicable) (b)
							Class X	Class Y	Total								
(1) Institutions																	
(a) Mutual Fund	6	2311418	0	0	2311418	1.02	2311418	0	2311418	1.02	0	1.02	0	0.00	NA	NA	2310158
(b) Venture Capital Funds	0	0	0	0	0	0.00	0	0	0	0.00	0	0.00	0	0.00	NA	NA	0
(c) Alternate investment Funds	0	0	0	0	0	0.00	0	0	0	0.00	0	0.00	0	0.00	NA	NA	0
(d) Foreign Venture Capital Investors	0	0	0	0	0	0.00	0	0	0	0.00	0	0.00	0	0.00	NA	NA	0
(e) Foreign Portfolio Investors	70	17315301	0	0	17315301	7.63	17315301	0	17315301	7.63	0	7.63	0	0.00	NA	NA	17315301
ABU DHABI INVESTMENT AUTHORITY - BEHAVE		4536634	0	0	4536634	2.00	4536634	0	4536634	2.00	0	2.00	0	0.00	NA	NA	4536634
HSBC GLOBAL INVESTMENT FUNDS - ASIA EX JAPAN EQUITY SMALLER COMPANIES		4317686	0	0	4317686	1.90	4317686	0	4317686	1.90	0	1.90	0	0.00	NA	NA	4317686
(f) Financial Institutions/ Banks	20	525918	0	0	525918	0.23	525918	0	525918	0.23	0	0.23	0	0.00	NA	NA	510533
(g) Insurance Companies	4	2282010	0	0	2282010	1.01	2282010	0	2282010	1.01	0	1.01	0	0.00	NA	NA	2281875
(h) Provident Funds/ Pension Funds	0	0	0	0	0	0.00	0	0	0	0.00	0	0.00	0	0.00	NA	NA	0
(i) Any Others (specify)	0	0	0	0	0	0.00	0	0	0	0.00	0	0.00	0	0.00	NA	NA	0
Sub-Total(B)(1)	100	22434647	0	0	22434647	9.89	22434647	0	22434647	9.89	0	9.89	0	0.00	NA	NA	22417867
(2) Central Government/ State Government(s)/ President of India	3	2132153	0	0	2132153	0.94	2132153	0	2132153	0.94	0	0.94	0	0.00	NA	NA	2132153
Sub-Total (B)(2)	3	2132153	0	0	2132153	0.94	2132153	0	2132153	0.94	0	0.94	0	0.00	NA	NA	2132153
(3) Non-institutions																	
(a) Individuals - i. Individual shareholders holding nominal share capital up to Rs. 2 lakhs.	111378	36494220	0	0	36494220	16.09	36494220	0	36494220	16.09	0	16.09	0	0.00	NA	NA	35232223
ii. Individual shareholders holding nominal share capital in excess of Rs. 2 lakhs.	21	4685363	0	0	4685363	2.07	4685363	0	4685363	2.07	0	2.07	0	0.00	NA	NA	4685363
(b) NBFCs registered with RBI	15	361326	0	0	361326	0.16	361326	0	361326	0.16	0	0.16	0	0.00	NA	NA	361326
(c) Employee Trusts	0	0	0	0	0	0.00	0	0	0	0.00	0	0.00	0	0.00	NA	NA	0
(d) Overseas Depositories (holding DRs) (balancing figure)	0	0	0	0	0	0.00	0	0	0	0.00	0	0.00	0	0.00	NA	NA	0



Race J

Table III - Statement showing shareholding pattern of the Public Shareholder


Category & Name of the Shareholders (I)	No. of shareholder (III)	No. of fully paid up equity shares held (IV)	Partly paid-up equity shares held (V)	Nos. of shares underlying Depository Receipts (VI)	Total nos. shares held (VII = IV+V+VI)	Shareholding % calculated as per SCRR, 1957 As a % of (A+B+C2) (VIII)	Number of Voting Rights held in each class of securities (IX)			No. of Shares Underlying Outstanding convertible securities (including Warrants) (X)	Total Shareholding, as a % assuming full conversion of convertible securities (as a percentage of diluted share capital) (XI)	Number of Locked in shares (XII)		Number of Shares pledged or otherwise encumbered (XIII)		Number of equity shares held in dematerialized form (XIV)	
							No of Voting Rights					Total as a % of Total Voting rights	No. (a)	As a % of total Shares held (b)	No. (Not applicable) (a)		As a % of total Shares held (not applicable) (b)
							Class X	Class Y	Total								
(e) Any Other																	
(i) Corporate Body	876	18475132	0	0	18475132	8.15	18475132	0	18475132	8.15	0	8.15	0	0.00	NA	NA	18456167
TASHA INVESTMENT ADVISORS LLP		4742521	0	0	4742521	2.09	4742521	0	4742521	2.09	0	2.09	0	0.00	NA	NA	4742521
(ii) CORPORATE BODY (OCB)	1	17437500	0	0	17437500	7.69	17437500	0	17437500	7.69	0	7.69	0	0.00	NA	NA	17437500
EDGEFIELD SECURITIES LIMITED		17437500	0	0	17437500	7.69	17437500	0	17437500	7.69	0	7.69	0	0.00	NA	NA	17437500
(iii) Foreign Nationals	1	500	0	0	500	0.00	500	0	500	0.00	0	0.00	0	0.00	NA	NA	500
(iv) NRIs	2116	2947282	0	0	2947282	1.30	2947282	0	2947282	1.30	0	1.30	0	0.00	NA	NA	2827767
(v) Clearing Member	160	764387	0	0	764387	0.34	764387	0	764387	0.34	0	0.34	0	0.00	NA	NA	764387
(vi) Trusts	5	3105	0	0	3105	0.00	3105	0	3105	0.00	0	0.00	0	0.00	NA	NA	3105
(vii) Resident (HUF)	1837	2045210	0	0	2045210	0.90	2045210	0	2045210	0.90	0	0.90	0	0.00	NA	NA	2045210
Sub-Total (B)(3)	116410	83214025	0	0	83214025	36.69	83214025	0	83214025	36.69	0	36.69	0	0.00	NA	NA	81813548
Total Public Shareholding (B) = (B)(1)+(B)(2)+(B)(3)	116513	107780825	0	0	107780825	47.52	107780825	0	107780825	47.52	0	47.52	0	0.00	NA	NA	106363568



*Rae J*

Table IV - Statement showing shareholding pattern of the Non Promoter - Non Public Shareholder																		
Category & Name of the Shareholders (I)		No. of shareholder (III)	No. of fully paid up equity shares held (IV)	Partly paid-up equity shares held (V)	Nos. of shares underlying Depository Receipts (VI)	Total nos. shares held (VII = IV+V+VI)	Shareholding % calculated as per SCRR, 1957 As a % of (A+B+C2) (VIII)	Number of Voting Rights held in each class of securities (IX)			No. of Shares Underlying Outstanding convertible securities (including Warrants) (X)	Total Shareholding, as a % assuming full conversion of convertible securities ( as a percentage of diluted share capital) (XI)	Number of Locked in shares (XII)		Number of Shares pledged or otherwise encumbered(XIII)		Number of equity shares held in dematerialized form (XIV)	
								No of Voting Rights					Total as a % of Total Voting rights	No.	As a % of total Shares held	No. (Not Applicable)		As a % of total Shares held (Not Applicable)
								Class X	Class Y	Total								
(1)	Custodian/DR Holder	0	0	0	0	0	0.00	0	0	0	0.00	0	0.00	0	0.00	NA	0	
(2)	Employee Benefit Trust (under SEBI (Share based Employee Benefit) Regulations, 2014)	0	0	0	0	0	0.00	0	0	0	0.00	0	0.00	0	0.00	NA	0	
	Total Non-Promoter-Non Public shareholding ( C )= ( C )(1) +( C )(2)	0	0	0	0	0	0.00	0	0	0	0.00	0	0.00	0	0.00	NA	0	

Date : 17th October 2018



For JK Tyre & Industries Ltd.  
*PK Rustagi*  
 PK Rustagi  
 Vice President (Legal) & Company Secretary

A  
A