

Format of holding of specified securities

1	Name of Listed Entity	:	JK Tyre & Industries Ltd.
2	Scrip Code/Name of Scrip/Class of Security	:	Scrip Code -BSE : 530007;NSE - JKTYRE; Equity Shares
3	Share Holding Pattern Filed under: Reg. 31(1)(a)/Reg. 31(1)(b)/Reg.31(1)(c)	:	Reg 31(1)(b)
a	If under 31(1)(b) then indicate the report for Quarter ending	:	Quarter ended 31st December 2016
b	If under 31(1)(c) then indicate date of allotment/extinguishment	:	Not applicable

4 Declaration: The Listed entity is required to submit the following declaration to the extent of submission of information:-

	Particulars	Yes*	No*
1	Whether the Listed Entity has issued any partly paid up shares?		√
2	Whether the Listed Entity has issued any Convertible Securities or Warrants?		√
3	Whether the Listed Entity has any shares against which depository receipts are issued?		√
4	Whether the Listed Entity has any shares in locked-in?	√	
5	Whether any shares held by promoters are pledge or otherwise encumbered?		√

* If the Listed Entity selects the option 'No' for the questions above, the columns for the partly paid up shares, Outstanding Convertible Securities/ Warrants, depository receipts, locked-in shares, No of shares pledged or otherwise encumbered by promoters, as applicable, shall not be displayed at the time of dissemination on the Stock Exchange website. Also wherever there is 'No' declared by Listed Entity in above table the values will be considered as 'Zero' by default on submission of the format of holding of specified securities.

5 The tabular format for disclosure of holding of specified securities is as follows:-



Table I - Summary Statement holding of specified securities

Category (I)	Category of shareholder (II)	Nos. of shareholders (III)	No. of fully paid up equity shares held (IV)	No. of Partly paid-up equity shares held (V)	No. of shares underlying Depository Receipts (VI)	Total nos. shares held (VII) = (IV)+(V)+ (VI)	Shareholding as a % of total no. of shares (calculated as per SCRR, 1957) (VIII) As a % of (A+B+C2)	Number of Voting Rights held in each class of securities (IX)			No. of Shares Underlying Outstanding convertible securities (including Warrants) (X)	Shareholding, as a % assuming full conversion of convertible securities (as a percentage of diluted share capital) (XI)= (VII)+(X) As a % of (A+B+C2)	Number of Locked In shares (XII)		Number of Shares pledged or otherwise encumbered (XIII)		Number of equity shares held in dematerialized form (XIV)	
								No of Voting Rights					Total as a % of (A+B+ C)	No. (a)	As a % of total Shares held (b)	No. (a)		As a % of total Shares held (b)
								Class eg: X	Class eg:y	Total								
(A)	Promoter & Promoter Group	23	118717655	0	0	118717655	52.34	118717655	0	118717655	52.34	0	52.34	21516750	18.12	0	0.00	118717655
(B)	Public	89312	108095825	0	0	108095825	47.66	108095825	0	108095825	47.66	0	47.66	0	0.00	NA	NA	106297538
(C)	Non Promoter- Non Public	0	0	0	0	0	0.00	0	0	0	0.00	0	0.00	0	0.00	NA	NA	0
(C1)	Shares underlying DRs	0	0	0	0	0	NA	0	0	0	0.00	0	0.00	0	0.00	NA	NA	0
(C2)	Shares held by Employee Trusts	0	0	0	0	0	0.00	0	0	0	0.00	0	0.00	0	0.00	NA	NA	0
	Total	89335	226813480	0	0	226813480	100.00	226813480	0	226813480	100.00	0	100.00	21516750	9.49			225015193




Table II - Statement showing shareholding pattern of the Promoter and Promoter Group

Category & Name of the Shareholders (I)	No. of shareholder (III)	No. of fully paid up equity shares held (IV)	Partly paid-up equity shares held (V)	Nos. of shares underlying Depository Receipts (VI)	Total nos. shares held (VII = IV+V+VI)	Shareholding % calculated as per SCRR, 1957 As a % of (A+B+C2) (VIII)	Number of Voting Rights held in each class of securities (IX)			No. of Shares Underlying Outstanding convertible securities (including Warrants) (X)	Shareholding, as a % assuming full conversion of convertible securities (as a percentage of diluted share capital) (XI) = (VII)+(X) as a % of A+B+C2	Number of Locked in shares (XII)		Number of Shares pledged or otherwise encumbered (XIII)		Number of equity shares held in dematerialized form (XIV)		
							No of Voting Rights					Total as a % of Total Voting rights	No.	(a)	As a % of total Shares held (b)		No. (a)	As a % of total Shares held (b)
							Class X	Class Y	Total									
(f) Indian																		
(a) Individuals/Hindu Undivided Family	15	4374105	0	0	4374105	1.93	4374105	0	4374105	1.93	0	1.93	1547500	35.38	0	0.00	4374105	
Promoters																		
BHARAT HARI SINGHANIA		718325	0	0	718325	0.32	718325	0	718325	0.32	0	0.32	227500	31.67	0	0.00	718325	
RAGHUPATI SINGHANIA		818990	0	0	818990	0.36	818990	0	818990	0.36	0	0.36	660000	80.59	0	0.00	818990	
VIKRAM PATI SINGHANIA		46530	0	0	46530	0.02	46530	0	46530	0.02	0	0.02	0	0.00	0	0.00	46530	
Promoter Group																		
VINITA SINGHANIA		716485	0	0	716485	0.32	716485	0	716485	0.32	0	0.32	660000	92.12	0	0.00	716485	
SUNANDA SINGHANIA		562500	0	0	562500	0.25	562500	0	562500	0.25	0	0.25	0	0.00	0	0.00	562500	
HARSH PATI SINGHANIA		46490	0	0	46490	0.02	46490	0	46490	0.02	0	0.02	0	0.00	0	0.00	46490	
ANSHUMAN SINGHANIA		43375	0	0	43375	0.02	43375	0	43375	0.02	0	0.02	0	0.00	0	0.00	43375	
BHARAT HARI SINGHANIA (HUF)		213745	0	0	213745	0.09	213745	0	213745	0.09	0	0.09	0	0.00	0	0.00	213745	
RAGHUPATI SINGHANIA (HUF)		75000	0	0	75000	0.03	75000	0	75000	0.03	0	0.03	0	0.00	0	0.00	75000	
SHRIVATS SINGHANIA		5875	0	0	5875	0.00	5875	0	5875	0.00	0	0.00	0	0.00	0	0.00	5875	
HARSH PATI SINGHANIA (HUF)		213745	0	0	213745	0.09	213745	0	213745	0.09	0	0.09	0	0.00	0	0.00	213745	
VIKRAM PATI SINGHANIA (HUF)		210930	0	0	210930	0.09	210930	0	210930	0.09	0	0.09	0	0.00	0	0.00	210930	
ANSHUMAN SINGHANIA (Karta of Shripati Singhania HUF)		698245	0	0	698245	0.31	698245	0	698245	0.31	0	0.31	0	0.00	0	0.00	698245	
DURGAVATI JAIN		2000	0	0	2000	0.00	2000	0	2000	0.00	0	0.00	0	0.00	0	0.00	2000	
SHUBHA KANORIA		1870	0	0	1870	0.00	1870	0	1870	0.00	0	0.00	0	0.00	0	0.00	1870	
(b) Central Government/State Government(s)	0	0	0	0	0	0.00	0	0	0	0.00	0	0.00	0	0.00	0	0.00	0	
(c) Financial Institutions/Banks	0	0	0	0	0	0.00	0	0	0	0.00	0	0.00	0	0.00	0	0.00	0	



Table II - Statement showing shareholding pattern of the Promoter and Promoter Group

Category & Name of the Shareholders (I)	No. of shareholder (III)	No. of fully paid up equity shares held (IV)	Partly paid-up equity shares held (V)	Nos. of shares underlying Depository Receipts (VI)	Total nos. shares held (VII = IV+V+VI)	Shareholding % calculated as per SCRR, 1957 As a % of (A+B+C2) (VIII)	Number of Voting Rights held in each class of securities (IX)			No. of Shares Underlying Outstanding convertible securities (including Warrants) (X)	Shareholding, as a % assuming full conversion of convertible securities (as a percentage of diluted share capital) (XI) = (VII)+(X) as a % of A+B+C2	Number of Locked in shares (XII)		Number of Shares pledged or otherwise encumbered (XIII)		Number of equity shares held in dematerialized form (XIV)	
							No of Voting Rights					Total as a % of Total Voting rights	No. (a)	As a % of total Shares held (b)	No. (a)		As a % of total Shares held (b)
							Class X	Class Y	Total								
(d) Any Others BODIES CORPORATE	8	114343550	0	0	114343550	50.41	114343550	0	114343550	50.41	0	50.41	19969250	17.46	0	0.00	114343550
Promoter																	
BENGAL & ASSAM COMPANY LTD		55074250	0	0	55074250	24.28	55074250	0	55074250	24.28	0	24.28	12128000	22.02	0	0.00	55074250
Promoter Group																	
HARI SHANKAR SINGHANIA HOLDINGS PRIVATE LIMITED		749200	0	0	749200	0.33	749200	0	749200	0.33	0	0.33	0	0.00	0	0.00	749200
J K FENNER INDIA LIMITED		18000000	0	0	18000000	7.94	18000000	0	18000000	7.94	0	7.94	0	0.00	0	0.00	18000000
FLORENCE INVESTECH LTD		32659100	0	0	32659100	14.40	32659100	0	32659100	14.40	0	14.40	2488750	7.62	0	0.00	32659100
BMF INVESTMENTS LIMITED		7807500	0	0	7807500	3.44	7807500	0	7807500	3.44	0	3.44	5352500	68.56	0	0.00	7807500
JUGGILAL KAMLAPAT UDYOG LTD		50000	0	0	50000	0.02	50000	0	50000	0.02	0	0.02	0	0.00	0	0.00	50000
ACCURATE FINMAN SERVICES LIMITED		1000	0	0	1000	0.00	1000	0	1000	0.00	0	0.00	0	0.00	0	0.00	1000
NAV BHARAT VANIJYA LIMITED		2500	0	0	2500	0.00	2500	0	2500	0.00	0	0.00	0	0.00	0	0.00	2500
Sub-Total(A)(1)	23	118717655	0	0	118717655	52.34	118717655	0	118717655	52.34	0	52.34	21516750	18.12	0	0.00	118717655
(2) Foreign	0	0	0	0	0	0.00	0	0	0	0.00	0	0.00	0	0.00	0	0.00	0
(a) Individuals (Non- Resident Individuals/ Foreign Individuals)	0	0	0	0	0	0.00	0	0	0	0.00	0	0.00	0	0.00	0	0.00	0
(b) Government	0	0	0	0	0	0.00	0	0	0	0.00	0	0.00	0	0.00	0	0.00	0
(c) Institutions	0	0	0	0	0	0.00	0	0	0	0.00	0	0.00	0	0.00	0	0.00	0
(d) Foreign Portfolio Investor	0	0	0	0	0	0.00	0	0	0	0.00	0	0.00	0	0.00	0	0.00	0
(f) Any Others (specify)	0	0	0	0	0	0.00	0	0	0	0.00	0	0.00	0	0.00	0	0.00	0
Sub-Total (A)(2)	0	0	0	0	0	0.00	0	0	0	0.00	0	0.00	0	0.00	0	0.00	0
Total Shareholding of Promoter and Promoter Group (A)= (A)(1)+(A)(2)	23	118717655	0	0	118717655	52.34	118717655	0	118717655	52.34	0	52.34	21516750	18.12	0	0.00	118717655




Table III - Statement showing shareholding pattern of the Public Shareholder

Category & Name of the Shareholders (I)	No. of shareholder (III)	No. of fully paid up equity shares held (IV)	Partly paid-up equity shares held (V)	Nos. of shares underlying Depository Receipts (VI)	Total nos. shares held (VII = IV+V+VI)	Shareholding % calculated as per SCRR, 1957 As a % of (A+B+C2) (VIII)	Number of Voting Rights held in each class of securities (IX)			No. of Shares Underlying Outstanding convertible securities (including Warrants) (X)	Total Shareholding, as a % assuming full conversion of convertible securities (as a percentage of diluted share capital) (XI)	Number of Locked in shares (XII)		Number of Shares pledged or otherwise encumbered (XIII)		Number of equity shares held in dematerialized form (XIV)	
							No of Voting Rights					Total as a % of Total Voting rights	No. (a)	As a % of total Shares held (b)	No. (Not applicable) (a)		As a % of total Shares held (not applicable) (b)
							Class X	Class Y	Total								
(1) Institutions																	
(a) Mutual Fund	7	89135	0	0	89135	0.04	89135	0	89135	0.04	0	0.04	0	0.00	NA	NA	84295
(b) Venture Capital Funds	0	0	0	0	0	0.00	0	0	0	0.00	0	0.00	0	0.00	NA	NA	0
(c) Alternate investment Funds	0	0	0	0	0	0.00	0	0	0	0.00	0	0.00	0	0.00	NA	NA	0
(d) Foreign Venture Capital Investors	0	0	0	0	0	0.00	0	0	0	0.00	0	0.00	0	0.00	NA	NA	0
(e) Foreign Portfolio Investors	97	28722171	0	0	28722171	12.66	28722171	0	28722171	12.66	0	12.66	0	0.00	NA	NA	28722171
LSV EMERGING MARKETS EQUITY FUND LP		2540900	0	0	2540900	1.12	2540900	0	2540900	1.12	0	1.12	0	0.00	NA	NA	2540900
ACADIAN EMERGING MARKETS SMALL CAP EQUITY FUND LLC		2371621	0	0	2371621	1.05	2371621	0	2371621	1.05	0	1.05	0	0.00	NA	NA	2371621
(f) Financial Institutions/ Banks	24	269719	0	0	269719	0.12	269719	0	269719	0.12	0	0.12	0	0.00	NA	NA	251559
(g) Insurance Companies	4	2482010	0	0	2482010	1.09	2482010	0	2482010	1.09	0	1.09	0	0.00	NA	NA	2481875
(h) Provident Funds/ Pension Funds	0	0	0	0	0	0.00	0	0	0	0.00	0	0.00	0	0.00	NA	NA	0
(i) Any Others (specify)	0	0	0	0	0	0.00	0	0	0	0.00	0	0.00	0	0.00	NA	NA	0
Sub-Total(B)(1)	132	31563035	0	0	31563035	13.92	31563035	0	31563035	13.92	0	13.92	0	0.00	NA	NA	31539900
(2) Central Government/ State Government(s)/ President of India	1	1427600	0	0	1427600	0.63	1427600	0	1427600	0.63	0	0.63	0	0.00	NA	NA	1427600
Sub-Total (B)(2)	1	1427600	0	0	1427600	0.63	1427600	0	1427600	0.63	0	0.63	0	0.00	NA	NA	1427600
(3) Non-institutions															NA	NA	
(a) Individuals - i. Individual shareholders holding nominal share capital up to Rs. 2 lakhs.	86453	34416225	0	0	34416225	15.17	34416225	0	34416225	15.17	0	15.17	0	0.00	NA	NA	32784378
ii. Individual shareholders holding nominal share capital in excess of Rs. 2 lakhs	13	2418462	0	0	2418462	1.07	2418462	0	2418462	1.07	0	1.07	0	0.00	NA	NA	2418462
(b) NBFCs registered with RBI	10	66647	0	0	66647	0.03	66647	0	66647	0.03	0	0.03	0	0.00	NA	NA	66647

Table III - Statement showing shareholding pattern of the Public Shareholder


Category & Name of the Shareholders (I)	No. of shareholder (III)	No. of fully paid up equity shares held (IV)	Partly paid-up equity shares held (V)	Nos. of shares underlying Depository Receipts (VI)	Total nos. shares held (VII = IV+V+VI)	Share-holding % calculated as per SCRR, 1957 As a % of (A+B+C2) (VIII)	Number of Voting Rights held in each class of securities (IX)			No. of Shares Underlying Outstanding convertible securities (including Warrants) (X)	Total Share-holding, as a % assuming full conversion of convertible securities (as a percentage of diluted share capital) (XI)	Number of Locked in shares (XII)		Number of Shares pledged or otherwise encumbered (XIII)		Number of equity shares held in dematerialized form (XIV)	
							No of Voting Rights					Total as a % of Total Voting rights	No. (a)	As a % of total Shares held (b)	No. (Not applicable) (a)		As a % of total Shares held (not applicable) (b)
							Class X	Class Y	Total								
(c) Employee Trusts	0	0	0	0	0	0.00	0	0	0	0.00	0	0.00	NA	NA	0		
(d) Overseas Depositories (holding DRs) (balancing figure)	0	0	0	0	0	0.00	0	0	0	0.00	0	0.00	NA	NA	0		
(e) Any Other																	
(i) CORPORATE BODY	1095	18357429	0	0	18357429	8.09	18357429	0	18357429	8.09	0	0.00	NA	NA	18336914		
TASHA INVESTMENT ADVISORS LLP		3364939	0	0	3364939	1.48	3364939	0	3364939	1.48	0	0.00	NA	NA	3364939		
(ii) CORPORATE BODY (OCB)	1	17437500	0	0	17437500	7.69	17437500	0	17437500	7.69	0	0.00	NA	NA	17437500		
EDGEFIELD SECURITIES LIMITED		17437500	0	0	17437500	7.69	17437500	0	17437500	7.69	0	0.00	NA	NA	17437500		
(iii) FOREIGN NATIONAL	1	500	0	0	500	0.00	500	0	500	0.00	0	0.00	NA	NA	500		
(iv) NRI	1408	1884359	0	0	1884359	0.83	1884359	0	1884359	0.83	0	0.00	NA	NA	1761569		
(v) Clearing Member	192	318398	0	0	318398	0.14	318398	0	318398	0.14	0	0.00	NA	NA	318398		
(vi) TRUSTS	6	205670	0	0	205670	0.09	205670	0	205670	0.09	0	0.00	NA	NA	205670		
Sub-Total (B)(3)	89179	75105190	0	0	75105190	33.11	75105190	0	75105190	33.11	0	0.00	NA	NA	73330038		
Total Public Shareholding (B)= (B)(1)+(B)(2)+(B)(3)	89312	108095825	0	0	108095825	47.66	108095825	0	108095825	47.66	0	0.00	NA	NA	106297538		

Qm

Table IV - Statement showing shareholding pattern of the Non Promoter - Non Public Shareholder

Category & Name of the Shareholders (I)	No. of shareholder (III)	No. of fully paid up equity shares held (IV)	Partly paid-up equity shares held (V)	Nos. of shares underlying Depository Receipts (VI)	Total nos. shares held (VII = IV+V+VI)	Shareholding % calculated as per SCRR, 1957 As a % of (A+B+C2) (VIII)	Number of Voting Rights held in each class of securities (IX)			No. of Shares Underlying Outstanding convertible securities (including Warrants) (X)	Total Shareholding, as a % assuming full conversion of convertible securities (as a percentage of diluted share capital) (XI)	Number of Locked in shares (XII)		Number of Shares pledged or otherwise encumbered(XIII)		Number of equity shares held in dematerialized form (XIV)	
							No of Voting Rights					Total as a % of Total Voting rights	No.	As a % of total Shares held	No. (Not Applicable)		As a % of total Shares held (Not Applicable)
							Class X	Class Y	Total								
(1) Custodian/DR Holder	0	0	0	0	0	0.00	0	0	0	0.00	0	0.00	0	0.00	NA	0	
(2) Employee Benefit Trust (under SEBI (Share based Employee Benefit) Regulations, 2014)	0	0	0	0	0	0.00	0	0	0	0.00	0	0.00	0	0.00	NA	0	
Total Non-Promoter-Non Public shareholding (C)= (C)(1) +(C)(2)	0	0	0	0	0	0.00	0	0	0	0.00	0	0.00	0	0.00	NA	0	

Date : 18-01-2017



For JK Tyre & Industries Ltd.

PK Rustagi
 PK Rustagi
 Vice President (Legal) & Company Secretary