

**Format of holding of specified securities**

1	<b>Name of Listed Entity</b>	:	JK Tyre & Industries Ltd.
2	<b>Scrip Code/Name of Scrip/Class of Security</b>	:	Scrip Code -BSE : 530007;NSE - JKTYRE; Equity Shares
3	<b>Share Holding Pattern Filed under: Reg. 31(1)(a)/Reg. 31(1)(b)/Reg.31(1)(c)</b>	:	Reg 31(1)(b)
a	<b>If under 31(1)(b) then indicate the report for Quarter ending</b>	:	Quarter ended 31st March 2017
b	<b>If under 31(1)(c) then indicate date of allotment/extinguishment</b>	:	Not applicable

**4 Declaration: The Listed entity is required to submit the following declaration to the extent of submission of information:-**

	<b>Particulars</b>	<b>Yes*</b>	<b>No*</b>
1	<b>Whether the Listed Entity has issued any partly paid up shares?</b>		√
2	<b>Whether the Listed Entity has issued any Convertible Securities or Warrants?</b>		√
3	<b>Whether the Listed Entity has any shares against which depository receipts are issued?</b>		√
4	<b>Whether the Listed Entity has any shares in locked-in?</b>	√	
5	<b>Whether any shares held by promoters are pledge or otherwise encumbered?</b>		√

\* If the Listed Entity selects the option 'No' for the questions above, the columns for the partly paid up shares, Outstanding Convertible Securities/ Warrants, depository receipts, locked-in shares, No of shares pledged or otherwise encumbered by promoters, as applicable, shall not be displayed at the time of dissemination on the Stock Exchange website. Also wherever there is 'No' declared by Listed Entity in above table the values will be considered as 'Zero' by default on submission of the format of holding of specified securities.

**5 The tabular format for disclosure of holding of specified securities is as follows:-**




Table I - Summary Statement holding of specified securities

Category (I)	Category of shareholder (II)	Nos. of shareholders (III)	No. of fully paid up equity shares held (IV)	No. of Partly paid-up equity shares held (V)	No. of shares underlying Depository Receipts (VI)	Total nos. shares held (VII) = (IV)+(V)+ (VI)	Shareholding as a % of total no. of shares (calculated as per SCRR, 1957) (VIII) As a % of (A+B+C2)	Number of Voting Rights held in each class of securities (IX)			No. of Shares Outstanding convertible securities (including Warrants) (X)	Shareholding, as a % assuming full conversion of convertible securities ( as a percentage of diluted share capital) (XI)= (VII)+(X) As a % of (A+B+C2)	Number of Locked in shares (XII)		Number of Shares pledged or otherwise encumbered (XIII)		Number of equity shares held in dematerialized form (XIV)	
								No of Voting Rights		Total as a % of (A+B+ C)			No. (a)	As a % of total Shares held (b)	No. (a)	As a % of total Shares held (b)		
								Class eg: X	Class eg: y									Total
(A)	Promoter & Promoter Group	22	118717655	0	0	118717655	52.34	118717655	0	118717655	52.34	0	52.34	21516750	18.12	0	0.00	118717655
(B)	Public	93152	108095825	0	0	108095825	47.66	108095825	0	108095825	47.66	0	47.66	0	0.00	NA	NA	106315028
(C)	Non Promoter- Non Public	0	0	0	0	0	0.00	0	0	0	0.00	0	0.00	0	0.00	NA	NA	0
(C1)	Shares underlying DRs	0	0	0	0	0	NA	0	0	0	0.00	0	0.00	0	0.00	NA	NA	0
(C2)	Shares held by Employee Trusts	0	0	0	0	0	0.00	0	0	0	0.00	0	0.00	0	0.00	NA	NA	0
	Total	93174	226813480	0	0	226813480	100.00	226813480	0	226813480	100.00	0	100.00	21516750	9.49			225032683



Table II - Statement showing shareholding pattern of the Promoter and Promoter Group

Category & Name of the Shareholders (I)	No. of share-holder (III)	No. of fully paid up equity shares held (IV)	Partly paid-up equity shares held (V)	Nos. of shares underlying Depository Receipts (VI)	Total nos. shares held (VII = IV+V+VI)	Shareholding % calculated as per SCRR, 1957 As a % of (A+B+C2) (VIII)	Number of Voting Rights held in each class of securities (IX)			No. of Shares Underlying Outstanding convertible securities (including Warrants) (X)	Share-holding, as a % assuming full conversion of convertible securities (as a percentage of diluted share capital) (XI) = (VII)+(X) as a % of A+B+C2	Number of Locked in shares (XII)		Number of Shares pledged or otherwise encumbered (XIII)		Number of equity shares held in dematerialized form (XIV)	
							No of Voting Rights					Total as a % of Total Voting rights	No. (a)	As a % of total Shares held (b)	No. (a)		As a % of total Shares held (b)
							Class X	Class Y	Total								
(1) Indian																	
(a) Individuals/Hindu Undivided Family	15	4374105	0	0	4374105	1.93	4374105	0	4374105	1.93	0	1.93	1547500	35.38	0	0.00	4374105
<b>Promoters</b>																	
BHARAT HARI SINGHANIA		718325	0	0	718325	0.32	718325	0	718325	0.32	0	0.32	227500	31.87	0	0.00	718325
RAGHUPATI SINGHANIA		818990	0	0	818990	0.36	818990	0	818990	0.36	0	0.36	660000	80.59	0	0.00	818990
VIKRAM PATI SINGHANIA		46530	0	0	46530	0.02	46530	0	46530	0.02	0	0.02	0	0.00	0	0.00	46530
<b>Promoter Group</b>																	
VINITA SINGHANIA		716485	0	0	716485	0.32	716485	0	716485	0.32	0	0.32	660000	92.12	0	0.00	716485
SUNANDA SINGHANIA		562500	0	0	562500	0.25	562500	0	562500	0.25	0	0.25	0	0.00	0	0.00	562500
HARSH PATI SINGHANIA		46490	0	0	46490	0.02	46490	0	46490	0.02	0	0.02	0	0.00	0	0.00	46490
ANSHUMAN SINGHANIA		43375	0	0	43375	0.02	43375	0	43375	0.02	0	0.02	0	0.00	0	0.00	43375
BHARAT HARI SINGHANIA (HUF)		213745	0	0	213745	0.09	213745	0	213745	0.09	0	0.09	0	0.00	0	0.00	213745
RAGHUPATI SINGHANIA (HUF)		75000	0	0	75000	0.03	75000	0	75000	0.03	0	0.03	0	0.00	0	0.00	75000
SHRIVATS SINGHANIA		5875	0	0	5875	0.00	5875	0	5875	0.00	0	0.00	0	0.00	0	0.00	5875
HARSH PATI SINGHANIA (HUF)		213745	0	0	213745	0.09	213745	0	213745	0.09	0	0.09	0	0.00	0	0.00	213745
VIKRAM PATI SINGHANIA (HUF)		210930	0	0	210930	0.09	210930	0	210930	0.09	0	0.09	0	0.00	0	0.00	210930
ANSHUMAN SINGHANIA (Karta of Shripati Singhania HUF)		698245	0	0	698245	0.31	698245	0	698245	0.31	0	0.31	0	0.00	0	0.00	698245
DURGAVATI JAIN		2000	0	0	2000	0.00	2000	0	2000	0.00	0	0.00	0	0.00	0	0.00	2000
SHUBHA KANORIA		1870	0	0	1870	0.00	1870	0	1870	0.00	0	0.00	0	0.00	0	0.00	1870
(b) Central Government/State Government(s)	0	0	0	0	0	0.00	0	0	0	0.00	0	0.00	0	0.00	0	0.00	0
(c) Financial Institutions/Banks	0	0	0	0	0	0.00	0	0	0	0.00	0	0.00	0	0.00	0	0.00	0




Table II - Statement showing shareholding pattern of the Promoter and Promoter Group

Category & Name of the Shareholders (I)	No. of share-holder (III)	No. of fully paid up equity shares held (IV)	Partly paid-up equity shares held (V)	Nos. of shares underlying Depository Receipts (VI)	Total nos. shares held (VII = IV+V+VI)	Shareholding % calculated as per SCRR, 1957 As a % of (A+B+C2) (VIII)	Number of Voting Rights held in each class of securities (IX)			No. of Shares Underlying Outstanding convertible securities (including Warrants) (X)	Share-holding, as a % assuming full conversion of convertible securities (as a percentage of diluted share capital) (XI) = (VII)+(X) as a % of A+B+C2	Number of Locked in shares (XII)		Number of Shares pledged or otherwise encumbered (XIII)		Number of equity shares held in dematerialized form (XIV)	
							No of Voting Rights					Total as a % of Total Voting rights	No. (a)	As a % of total Shares held (b)	No. (a)		As a % of total Shares held (b)
							Class X	Class Y	Total								
(d) Any Others BODIES CORPORATE	7	114343550	0	0	114343550	50.41	114343550	0	114343550	50.41	0	50.41	19969250	17.46	0	0.00	114343550
<b>Promoter</b>																	
BENGAL & ASSAM COMPANY LTD		55074250	0	0	55074250	24.28	55074250	0	55074250	24.28	0	24.28	12128000	22.02	0	0.00	55074250
<b>Promoter Group</b>																	
HARI SHANKAR SINGHANIA HOLDINGS PRIVATE LIMITED		749200	0	0	749200	0.33	749200	0	749200	0.33	0	0.33	0	0.00	0	0.00	749200
FLORENCE INVESTECH LTD		32659100	0	0	32659100	14.40	32659100	0	32659100	14.40	0	14.40	2488750	7.62	0	0.00	32659100
BMF INVESTMENTS LIMITED		25807500	0	0	25807500	11.38	25807500	0	25807500	11.38	0	11.38	5352500	20.74	0	0.00	25807500
JUGGILAL KAMLAPAT UDYOG LTD		50000	0	0	50000	0.02	50000	0	50000	0.02	0	0.02	0	0.00	0	0.00	50000
ACCURATE FINMAN SERVICES LIMITED		1000	0	0	1000	0.00	1000	0	1000	0.00	0	0.00	0	0.00	0	0.00	1000
NAV BHARAT VANIJYA LIMITED		2500	0	0	2500	0.00	2500	0	2500	0.00	0	0.00	0	0.00	0	0.00	2500
Sub-Total(A)(1)	22	118717655	0	0	118717655	52.34	118717655	0	118717655	52.34	0	52.34	21516750	18.12	0	0.00	118717655
(2) Foreign	0	0	0	0	0	0.00	0	0	0	0.00	0	0.00	0	0.00	0	0.00	0
(a) Individuals (Non- Resident Individuals/ Foreign Individuals)	0	0	0	0	0	0.00	0	0	0	0.00	0	0.00	0	0.00	0	0.00	0
(b) Government	0	0	0	0	0	0.00	0	0	0	0.00	0	0.00	0	0.00	0	0.00	0
(c) Institutions	0	0	0	0	0	0.00	0	0	0	0.00	0	0.00	0	0.00	0	0.00	0
(d) Foreign Portfolio Investor	0	0	0	0	0	0.00	0	0	0	0.00	0	0.00	0	0.00	0	0.00	0
(f) Any Others (specify)	0	0	0	0	0	0.00	0	0	0	0.00	0	0.00	0	0.00	0	0.00	0
Sub-Total (A)(2)	0	0	0	0	0	0.00	0	0	0	0.00	0	0.00	0	0.00	0	0.00	0
Total Shareholding of Promoter and Promoter Group (A)= (A)(1)+(A)(2)	22	118717655	0	0	118717655	52.34	118717655	0	118717655	52.34	0	52.34	21516750	18.12	0	0.00	118717655



Table III - Statement showing shareholding pattern of the Public Shareholder

Category & Name of the Shareholders (I)	No. of shareholder (III)	No. of fully paid up equity shares held (IV)	Partly paid-up equity shares held (V)	Nos. of shares underlying Depository Receipts (VI)	Total nos. shares held (VII = IV+V+VI)	Shareholding % calculated as per SCRR, 1957 As a % of (A+B+C2) (VIII)	Number of Voting Rights held in each class of securities (IX)			No. of Shares Underlying Outstanding convertible securities (including Warrants) (X)	Total Shareholding, as a % assuming full conversion of convertible securities (as a percentage of diluted share capital) (XI)	Number of Locked in shares (XII)		Number of Shares pledged or otherwise encumbered (XIII)		Number of equity shares held in dematerialized form (XIV)		
							No of Voting Rights					Total as a % of Total Voting rights	No. (a)	As a % of total Shares held (b)	No. (Not applicable) (a)		As a % of total Shares held (not applicable) (b)	
							Class X	Class Y	Total									
(1) Institutions																		
(a) Mutual Fund	8	298305	0	0	298305	0.13	298305	0	298305	0.13	0	0.13	0	0.00	NA	NA	293465	
(b) Venture Capital Funds	0	0	0	0	0	0.00	0	0	0	0.00	0	0.00	0	0.00	NA	NA	0	
(c) Alternate investment Funds	0	0	0	0	0	0.00	0	0	0	0.00	0	0.00	0	0.00	NA	NA	0	
(d) Foreign Venture Capital Investors	0	0	0	0	0	0.00	0	0	0	0.00	0	0.00	0	0.00	NA	NA	0	
(e) Foreign Portfolio Investors	95	26383524	0	0	26383524	11.63	26383524	0	26383524	11.63	0	11.63	0	0.00	NA	NA	26383524	
LSV EMERGING MARKETS EQUITY FUND LP		2540900	0	0	2540900	1.12	2540900	0	2540900	1.12	0	1.12	0	0.00	NA	NA	2540900	
(f) Financial Institutions/ Banks	23	256623	0	0	256623	0.11	256623	0	256623	0.11	0	0.11	0	0.00	NA	NA	238463	
(g) Insurance Companies	4	2482010	0	0	2482010	1.09	2482010	0	2482010	1.09	0	1.09	0	0.00	NA	NA	2481875	
(h) Provident Funds/ Pension Funds	0	0	0	0	0	0.00	0	0	0	0.00	0	0.00	0	0.00	NA	NA	0	
(i) Any Others (specify)	0	0	0	0	0	0.00	0	0	0	0.00	0	0.00	0	0.00	NA	NA	0	
Sub-Total(B)(1)	130	29420462	0	0	29420462	12.97	29420462	0	29420462	12.97	0	12.97	0	0.00	NA	NA	29397327	
(2) Central Government/ State Government(s)/ President of India	2	1428055	0	0	1428055	0.63	1428055	0	1428055	0.63	0	0.63	0	0.00	NA	NA	1428055	
Sub-Total (B)(2)	2	1428055	0	0	1428055	0.63	1428055	0	1428055	0.63	0	0.63	0	0.00	NA	NA	1428055	
(3) Non-institutions															NA	NA		
(a) Individuals - i. Individual shareholders holding nominal share capital up to Rs. 2 lakhs.	90288	35541908	0	0	35541908	15.67	35541908	0	35541908	15.67	0	15.67	0	0.00	NA	NA	33927551	
ii. Individual shareholders holding nominal share capital in excess of Rs. 2 lakhs.	16	2672465	0	0	2672465	1.18	2672465	0	2672465	1.18	0	1.18	0	0.00	NA	NA	2672465	
(b) NBFCs registered with RBI	9	44600	0	0	44600	0.02	44600	0	44600	0.02	0	0.02	0	0.00	NA	NA	44600	
(c) Employee Trusts	0	0	0	0	0	0.00	0	0	0	0.00	0	0.00	0	0.00	NA	NA	0	




Table III - Statement showing shareholding pattern of the Public Shareholder

Category & Name of the Shareholders (I)	No. of shareholder (III)	No. of fully paid up equity shares held (IV)	Partly paid-up equity shares held (V)	Nos. of shares underlying Depository Receipts (VI)	Total nos. shares held (VII = IV+V+VI)	Shareholding % calculated as per SCRR, 1957 As a % of (A+B+C2) (VIII)	Number of Voting Rights held in each class of securities (IX)			No. of Shares Underlying Outstanding convertible securities (including Warrants) (X)	Total Shareholding, as a % assuming full conversion of convertible securities (as a percentage of diluted share capital) (XI)	Number of Locked in shares (XII)		Number of Shares pledged or otherwise encumbered (XIII)		Number of equity shares held in dematerialized form (XIV)	
							No. of Voting Rights					Total as a % of Total Voting rights	No. (a)	As a % of total Shares held (b)	No. (Not applicable) (a)		As a % of total Shares held (not applicable) (b)
							Class X	Class Y	Total								
(d) Overseas Depositories (holding DRs) (balancing figure)	0	0	0	0	0	0.00	0	0	0.00	0	0.00	0	0.00	NA	NA	0	
(e) Any Other																	
(i) Corporate Body	1082	18860214	0	0	18860214	8.32	18860214	0	18860214	8.32	0	0.00	0	0.00	NA	NA	18839699
TASHA INVESTMENT ADVISORS LLP		3364939	0	0	3364939	1.48	3364939	0	3364939	1.48	0	0.00	0	0.00	NA	NA	3364939
(ii) CORPORATE BODY (OCB)	1	17437500	0	0	17437500	7.69	17437500	0	17437500	7.69	0	0.00	0	0.00	NA	NA	17437500
EDGEFIELD SECURITIES LIMITED		17437500	0	0	17437500	7.69	17437500	0	17437500	7.69	0	0.00	0	0.00	NA	NA	17437500
(iii) Foreign National	1	500	0	0	500	0.00	500	0	500	0.00	0	0.00	0	0.00	NA	NA	500
(iv) NRIs	1416	1754777	0	0	1754777	0.77	1754777	0	1754777	0.77	0	0.00	0	0.00	NA	NA	1631987
(v) Clearing Member	202	728424	0	0	728424	0.32	728424	0	728424	0.32	0	0.00	0	0.00	NA	NA	728424
(vi) Trusts	7	206920	0	0	206920	0.09	206920	0	206920	0.09	0	0.00	0	0.00	NA	NA	206920
Sub-Total (B)(3)	93020	77247308	0	0	77247308	34.06	77247308	0	77247308	34.06	0	0.00	0	0.00	NA	NA	75489646
Total Public Shareholding (B) = (B)(1)+(B)(2)+(B)(3)	93152	108095825	0	0	108095825	47.66	108095825	0	108095825	47.66	0	0.00	0	0.00	NA	NA	106315028



Table IV - Statement showing shareholding pattern of the Non Promoter - Non Public Shareholder																		
Category & Name of the Shareholders (I)	No. of shareholder (II)	No. of fully paid up equity shares held (IV)	Partly paid-up equity shares held (V)	Nos. of shares underlying Depository Receipts (VI)	Total nos. shares held (VII = IV+V+VI)	Shareholding % calculated as per SCRR, 1957 As a % of (A+B+C2) (VIII)	Number of Voting Rights held in each class of securities (IX)				No. of Shares Underlying Outstanding convertible securities (including Warrants) (X)	Total Shareholding, as a % assuming full conversion of convertible securities ( as a percentage of diluted share capital) (XI)	Number of Locked in shares (XII)		Number of Shares pledged or otherwise encumbered (XIII)			Number of equity shares held in dematerialized form (XIV)
							No of Voting Rights			Total as a % of Total Voting rights			No.	As a % of total Shares held	No. (Not Applicable)	As a % of total Shares held (Not Applicable)		
							Class X	Class Y	Total									
(1) Custodian/DR Holder	0	0	0	0	0	0.00	0	0	0	0.00	0	0.00	0	0.00	NA	0		
(2) Employee Benefit Trust (under SEBI (Share based Employee Benefit) Regulations, 2014)	0	0	0	0	0	0.00	0	0	0	0.00	0	0.00	0	0.00	NA	0		
Total Non-Promoter-Non Public shareholding (C) = (C)(1) + (C)(2)	0	0	0	0	0	0.00	0	0	0	0.00	0	0.00	0	0.00	NA	0		

Date : 17th April 2017



For JK Tyre & Industries Ltd.  
*PK Rautagi*  
 PK Rautagi  
 Vice President (Legal) & Company Secretary