

Format of holding of specified securities

1	Name of Listed Entity	:	JK Tyre & Industries Ltd.
2	Scrip Code/Name of Scrip/Class of Security	:	Scrip Code -BSE : 530007;NSE - JKTYRE; Equity Shares
3	Share Holding Pattern Filed under: Reg. 31(1)(a)/Reg. 31(1)(b)/Reg.31(1)(c)	:	Reg 31(1)(b)
a	If under 31(1)(b) then indicate the report for Quarter ending	:-	Quarter ended 31st March 2018
b	If under 31(1)(c) then indicate date of allotment/extinguishment	:	Not applicable

4 Declaration: The Listed entity is required to submit the following declaration to the extent of submission of information:-

	Particulars	Yes*	No*
1	Whether the Listed Entity has issued any partly paid up shares?		√
2	Whether the Listed Entity has issued any Convertible Securities or Warrants?		√
3	Whether the Listed Entity has any shares against which depository receipts are issued?		√
4	Whether the Listed Entity has any shares in locked-in?		√
5	Whether any shares held by promoters are pledge or otherwise encumbered?		√

* If the Listed Entity selects the option 'No' for the questions above, the columns for the partly paid up shares, Outstanding Convertible Securities/ Warrants, depository receipts, locked-in shares, No of shares pledged or otherwise encumbered by promoters, as applicable, shall not be displayed at the time of dissemination on the Stock Exchange website. Also wherever there is 'No' declared by Listed Entity in above table the values will be considered as 'Zero' by default on submission of the format of holding of specified securities.

5 The tabular format for disclosure of holding of specified securities is as follows:-




Table I - Summary Statement holding of specified securities

Category (I)	Category of shareholder (II)	Nos. of shareholders (III)	No. of fully paid up equity shares held (IV)	No. of Partly paid-up equity shares held (V)	No. of shares underlying Depository Receipts (VI)	Total nos. shares held (VII) = (IV)+(V)+ (VI)	Shareholding as a % of total no. of shares (calculated as per SCRR, 1957) (VIII) As a % of (A+B+C2)	Number of Voting Rights held in each class of securities (IX)			No. of Shares Outstanding convertible securities (including Warrants) (X)	Shareholding, as a % assuming full conversion of convertible securities (as a percentage of diluted share capital) (XI)= (VII)+(X) As a % of (A+B+C2)	Number of Locked In shares (XII)		Number of Shares pledged or otherwise encumbered (XIII)		Number of equity shares held in dematerialized form (XIV)	
								No of Voting Rights		Total as a % of (A+B+ C)			No. (a)	As a % of total Shares held (b)	No. (a)	As a % of total Shares held (b)		
								Class eg: X	Class eg: y									Total
(A)	Promoter & Promoter Group	22	119034655	0	0	119034655	52.48	119034655	0	119034655	52.48	0	52.48	0	0.00	0	0.00	119034655
(B)	Public	97012	107778825	0	0	107778825	47.52	107778825	0	107778825	47.52	0	47.52	0	0.00	NA	NA	106298893
(C)	Non Promoter- Non Public	0	0	0	0	0	0.00	0	0	0	0.00	0	0.00	0	0.00	NA	NA	0
(C1)	Shares underlying DRs	0	0	0	0	0	NA	0	0	0	0.00	0	0.00	0	0.00	NA	NA	0
(C2)	Shares held by Employee Trusts	0	0	0	0	0	0.00	0	0	0	0.00	0	0.00	0	0.00	NA	NA	0
	Total	97034	226813480	0	0	226813480	100.00	226813480	0	226813480	100.00	0	100.00	0	0.00			225333548





Table II - Statement showing shareholding pattern of the Promoter and Promoter Group

(1)	Category & Name of the Shareholders (I)	PAN (II)	No. of shareholder (III)	No. of fully paid up equity shares held (IV)	Partly paid-up equity shares held (V)	Nos. of shares underlying Depository Receipts (VI)	Total nos. shares held (VII = IV+V+VI)	Shareholding % calculated as per SCRR, 1957 As a % of (A+B+C2) (VIII)	Number of Voting Rights held in each class of securities (IX)			No. of Shares Underlying Outstanding convertible securities (including Warrants) (X)	Shareholding, as a % assuming full conversion of convertible securities (as a percentage of diluted share capital) (XI) = (VII)+(X) as a % of A+B+C2	Number of Locked in shares (XII)		Number of Shares pledged or otherwise encumbered (XIII)		Number of equity shares held in dematerialized form (XIV)			
									No of Voting Rights					Total as a % of Total Voting rights	No.	(a)	As a % of total Shares held (b)		No.	(a)	As a % of total Shares held (b)
									Class X	Class Y	Total										
(1)	Indian																				
(a)	Individuals/Hindu Undivided Family		15	4691105	0	0	4691105	2.07	4691105	0	4691105	2.07	0	2.07	0	0.00	0	0.00	4691105		
	BHARAT HARI SINGHANIA			773325	0	0	773325	0.34	773325	0	773325	0.34	0	0.34	0	0.00	0	0.00	773325		
	RAGHUPATI SINGHANIA			923990	0	0	923990	0.41	923990	0	923990	0.41	0	0.41	0	0.00	0	0.00	923990		
	VIKRAM PATI SINGHANIA			71530	0	0	71530	0.03	71530	0	71530	0.03	0	0.03	0	0.00	0	0.00	71530		
	VINITA SINGHANIA			781485	0	0	781485	0.34	781485	0	781485	0.34	0	0.34	0	0.00	0	0.00	781485		
	SUNANDA SINGHANIA			562500	0	0	562500	0.25	562500	0	562500	0.25	0	0.25	0	0.00	0	0.00	562500		
	HARSH PATI SINGHANIA			71490	0	0	71490	0.03	71490	0	71490	0.03	0	0.03	0	0.00	0	0.00	71490		
	ANSHUMAN SINGHANIA			63375	0	0	63375	0.03	63375	0	63375	0.03	0	0.03	0	0.00	0	0.00	63375		
	BHARAT HARI SINGHANIA (HUF)			213745	0	0	213745	0.09	213745	0	213745	0.09	0	0.09	0	0.00	0	0.00	213745		
	RAGHUPATI SINGHANIA (HUF)			75000	0	0	75000	0.03	75000	0	75000	0.03	0	0.03	0	0.00	0	0.00	75000		
	SHRIVATS SINGHANIA			25875	0	0	25875	0.01	25875	0	25875	0.01	0	0.01	0	0.00	0	0.00	25875		
	HARSH PATI SINGHANIA (HUF)			213745	0	0	213745	0.09	213745	0	213745	0.09	0	0.09	0	0.00	0	0.00	213745		
	VIKRAM PATI SINGHANIA (HUF)			210930	0	0	210930	0.09	210930	0	210930	0.09	0	0.09	0	0.00	0	0.00	210930		
	ANSHUMAN SINGHANIA (Karta of Shripati Singhanian HUF)			698245	0	0	698245	0.31	698245	0	698245	0.31	0	0.31	0	0.00	0	0.00	698245		
	DURGAVATI JAIN			2000	0	0	2000	0.00	2000	0	2000	0.00	0	0.00	0	0.00	0	0.00	2000		
	SHUBHA KANORIA			3870	0	0	3870	0.00	3870	0	3870	0.00	0	0.00	0	0.00	0	0.00	3870		
(b)	Central Government/State Government(s)		0	0	0	0	0	0.00	0	0	0	0.00	0	0.00	0	0.00	0	0.00	0		
(c)	Financial Institutions/Banks		0	0	0	0	0	0.00	0	0	0	0.00	0	0.00	0	0.00	0	0.00	0		
(d)	Any Others		7	114343550	0	0	114343550	50.41	114343550	0	114343550	50.41	0	50.41	0	0.00	0	0.00	114343550		
	BODIES CORPORATE																				
	BENGAL & ASSAM COMPANY LTD			55074250	0	0	55074250	24.28	55074250	0	55074250	24.28	0	24.28	0	0.00	0	0.00	55074250		
	HARI SHANKAR SINGHANIA HOLDINGS PRIVATE LIMITED			749200	0	0	749200	0.33	749200	0	749200	0.33	0	0.33	0	0.00	0	0.00	749200		
	FLORENCE INVESTECH LTD			32659100	0	0	32659100	14.40	32659100	0	32659100	14.40	0	14.40	0	0.00	0	0.00	32659100		



Due

Table II - Statement showing shareholding pattern of the Promoter and Promoter Group

Category & Name of the Shareholders (I)	PAN (II)	No. of shareholder (III)	No. of fully paid up equity shares held (IV)	Partly paid-up equity shares held (V)	Nos. of shares underlying Depository Receipts (VI)	Total nos. shares held (VII = IV+V+VI)	Shareholding % calculated as per SCRR, 1957 As a % of (A+B+C2) (VIII)	Number of Voting Rights held in each class of securities (IX)			No. of Shares Underlying Outstanding convertible securities (including Warrants) (X)	Shareholding, as a % assuming full conversion of convertible securities (as a percentage of diluted share capital) (XI) = (VII)+(X) as a % of A+B+C2	Number of Locked in shares (XII)		Number of Shares pledged or otherwise encumbered (XIII)		Number of equity shares held in dematerialized form (XIV)	
								No of Voting Rights					Total as a % of Total Voting rights	No. (a)	As a % of total Shares held (b)	No. (a)		As a % of total Shares held (b)
								Class X	Class Y	Total								
BMF INVESTMENTS LIMITED			25807500	0	0	25807500	11.38	25807500	0	25807500	11.38	0	11.38	0	0.00	0	0.00	25807500
JUGGILAL KAMLAPAT UDYOG LTD			50000	0	0	50000	0.02	50000	0	50000	0.02	0	0.02	0	0.00	0	0.00	50000
ACCURATE FINMAN SERVICES LIMITED			1000	0	0	1000	0.00	1000	0	1000	0.00	0	0.00	0	0.00	0	0.00	1000
NAV BHARAT VANIJYA LIMITED			2500	0	0	2500	0.00	2500	0	2500	0.00	0	0.00	0	0.00	0	0.00	2500
Sub-Total(A)(1)		22	119034655	0	0	119034655	52.48	119034655	0	119034655	52.48	0	52.48	0	0.00	0	0.00	119034655
(2) Foreign	0	0	0	0	0	0	0.00	0	0	0	0.00	0	0.00	0	0.00	0	0.00	0
(a) Individuals (Non- Resident Individuals/ Foreign Individuals)	0	0	0	0	0	0	0.00	0	0	0	0.00	0	0.00	0	0.00	0	0.00	0
(b) Government	0	0	0	0	0	0	0.00	0	0	0	0.00	0	0.00	0	0.00	0	0.00	0
(c) Institutions	0	0	0	0	0	0	0.00	0	0	0	0.00	0	0.00	0	0.00	0	0.00	0
(d) Foreign Portfolio Investor	0	0	0	0	0	0	0.00	0	0	0	0.00	0	0.00	0	0.00	0	0.00	0
(f) Any Others (specify)	0	0	0	0	0	0	0.00	0	0	0	0.00	0	0.00	0	0.00	0	0.00	0
Sub-Total (A)(2)	0	0	0	0	0	0	0.00	0	0	0	0.00	0	0.00	0	0.00	0	0.00	0
Total Shareholding of Promoter and Promoter Group (A)= (A)(1)+(A)(2)		22	119034655	0	0	119034655	52.48	119034655	0	119034655	52.48	0	52.48	0	0.00	0	0.00	119034655




Table III - Statement showing shareholding pattern of the Public Shareholder

Category & Name of the Shareholders (I)	PAN (II)	No. of share-holder (III)	No. of fully paid up equity shares held (IV)	Partly paid-up equity shares held (V)	Nos. of shares underlying Depository Receipts (VI)	Total nos. shares held (VII = IV+V+VI)	Share-holding % calculated as per SCRR, 1957 As a % of (A+B+C2) (VIII)	Number of Voting Rights held in each class of securities (IX)			No. of Shares Underlying Outstanding convertible securities (including Warrants) (X)	Total Share-holding, as a % assuming full conversion of convertible securities (as a percentage of diluted share capital) (XI)	Number of Locked in shares (XII)		Number of Shares pledged or otherwise encumbered (XIII)		Number of equity shares held in dematerialized form (XIV)	
								No of Voting Rights					Total as a % of Total Voting rights	No. (a)	As a % of total Shares held (b)	No. (Not applicable) (a)		As a % of total Shares held (not applicable) (b)
								Class X	Class Y	Total								
(1) Institutions																		
(a) Mutual Fund		9	3379619	0	0	3379619	1.49	3379619	0	3379619	1.49	0	1.49	0	0.00	NA	NA	3378359
(b) Venture Capital Funds		0	0	0	0	0	0.00	0	0	0	0.00	0	0.00	0	0.00	NA	NA	0
(c) Alternate investment Funds		0	0	0	0	0	0.00	0	0	0	0.00	0	0.00	0	0.00	NA	NA	0
(d) Foreign Venture Capital Investors		0	0	0	0	0	0.00	0	0	0	0.00	0	0.00	0	0.00	NA	NA	0
(e) Foreign Portfolio Investors		75	24302995	0	0	24302995	10.71	24302995	0	24302995	10.71	0	10.71	0	0.00	NA	NA	24302995
ABU DHABI INVESTMENT AUTHORITY - BEHAVE			4536634	0	0	4536634	2.00	4536634	0	4536634	2.00	0	2.00	0	0.00	NA	NA	4536634
HSBC GLOBAL INVESTMENT FUNDS - ASIA EX JAPAN EQUITY SMALLER COMPANIES			3659253	0	0	3659253	1.61	3659253	0	3659253	1.61	0	1.61	0	0.00	NA	NA	3659253
(f) Financial Institutions/ Banks		20	328721	0	0	328721	0.14	328721	0	328721	0.14	0	0.14	0	0.00	NA	NA	313336
(g) Insurance Companies		4	2282010	0	0	2282010	1.01	2282010	0	2282010	1.01	0	1.01	0	0.00	NA	NA	2281875
(h) Provident Funds/ Pension Funds		0	0	0	0	0	0.00	0	0	0	0.00	0	0.00	0	0.00	NA	NA	0
(i) Any Others (specify)		0	0	0	0	0	0.00	0	0	0	0.00	0	0.00	0	0.00	NA	NA	0
Sub-Total(B)(1)		108	30293345	0	0	30293345	13.36	30293345	0	30293345	13.36	0	13.36	0	0.00	NA	NA	30276565
(2) Central Government/ State Government(s)/ President of India		3	2070485	0	0	2070485	0.91	2070485	0	2070485	0.91	0	0.91	0	0.00	NA	NA	2070485
Sub-Total (B)(2)		3	2070485	0	0	2070485	0.91	2070485	0	2070485	0.91	0	0.91	0	0.00	NA	NA	2070485
(3) Non-institutions																NA	NA	
(a) Individuals - i. Individual shareholders holding nominal share capital up to Rs. 2 lakhs.		92461	29337047	0	0	29337047	12.93	29337047	0	29337047	12.93	0	12.93	0	0.00	NA	NA	28012685
ii. Individual shareholders holding nominal share capital in excess of Rs. 2 lakhs.		20	4429267	0	0	4429267	1.95	4429267	0	4429267	1.95	0	1.95	0	0.00	NA	NA	4429267
(b) NBFCs registered with RBI		11	172676	0	0	172676	0.08	172676	0	172676	0.08	0	0.08	0	0.00	NA	NA	172676
(c) Employee Trusts		0	0	0	0	0	0.00	0	0	0	0.00	0	0.00	0	0.00	NA	NA	0
(d) Overseas Depositories (holding DRs) (balancing figure)		0	0	0	0	0	0.00	0	0	0	0.00	0	0.00	0	0.00	NA	NA	0
(e) Any Other																		
(i) Corporate Body		764	18991584	0	0	18991584	8.37	18991584	0	18991584	8.37	0	8.37	0	0.00	NA	NA	18972309
TASHA INVESTMENT ADVISORS LLP			4701198	0	0	4701198	2.07	4701198	0	4701198	2.07	0	2.07	0	0.00	NA	NA	4701198




Table III - Statement showing shareholding pattern of the Public Shareholder

Category & Name of the Shareholders (I)	PAN (II)	No. of shareholder (III)	No. of fully paid up equity shares held (IV)	Partly paid-up equity shares held (V)	Nos. of shares underlying Depository Receipts (VI)	Total nos. shares held (VII = IV+V+VI)	Shareholding % calculated as per SCRR, 1957 As a % of (A+B+C2) (VIII)	Number of Voting Rights held in each class of securities (IX)			No. of Shares Underlying Outstanding convertible securities (Including Warrants) (X)	Total Shareholding, as a % assuming full conversion of convertible securities (as a percentage of diluted share capital) (XI)	Number of Locked in shares (XII)		Number of Shares pledged or otherwise encumbered (XIII)		Number of equity shares held in dematerialized form (XIV)	
								No of Voting Rights					Total as a % of Total Voting rights	No. (a)	As a % of total Shares held (b)	No. (Not applicable) (a)		As a % of total Shares held (not applicable) (b)
								Class X	Class Y	Total								
(ii) CORPORATE BODY (OCB)		1	17437500	0	0	17437500	7.69	17437500	0	17437500	7.69	0	7.69	0	0.00	NA	NA	17437500
EDGEFIELD SECURITIES LIMITED			17437500	0	0	17437500	7.69	17437500	0	17437500	7.69	0	7.69	0	0.00	NA	NA	17437500
(iii) Foreign Nationals		1	500	0	0	500	0.00	500	0	500	0.00	0	0.00	0	0.00	NA	NA	500
(iv) NRIs		1899	2421248	0	0	2421248	1.07	2421248	0	2421248	1.07	0	1.07	0	0.00	NA	NA	2301733
(v) Clearing Members		214	666684	0	0	666684	0.29	666684	0	666684	0.29	0	0.29	0	0.00	NA	NA	666684
(vi) Trusts		4	29005	0	0	29005	0.01	29005	0	29005	0.01	0	0.01	0	0.00	NA	NA	29005
(vii) Resident (HUF)		1526	1929484	0	0	1929484	0.85	1929484	0	1929484	0.85	0	0.85	0	0.00	NA	NA	1929484
Sub-Total (B)(3)		96901	75414995	0	0	75414995	33.25	75414995	0	75414995	33.25	0	33.25	0	0.00	NA	NA	73951843
Total Public Shareholding (B)= (B)(1)+(B)(2)+(B)(3)		97012	107778825	0	0	107778825	47.52	107778825	0	107778825	47.52	0	47.52	0	0.00	NA	NA	106298893





Table IV - Statement showing shareholding pattern of the Non Promoter - Non Public Shareholder																		
Category & Name of the Shareholders (I)	PAN (II)	No. of shareholder (III)	No. of fully paid up equity shares held (IV)	Partly paid-up equity shares held (V)	Nos. of shares underlying Depository Receipts (VI)	Total nos. shares held (VII = IV+V+VI)	Shareholding % calculated as per SCRR, 1957 As a % of (A+B+C2) (VIII)	Number of Voting Rights held in each class of securities (IX)			Total as a % of Total Voting rights	No. of Shares Underlying Outstanding convertible securities (including Warrants) (X)	Total Shareholding, as a % assuming full conversion of convertible securities (as a percentage of diluted share capital) (XI)	Number of Locked in shares (XII)		Number of Shares pledged or otherwise encumbered(XIII)		Number of equity shares held in dematerialized form (XIV)
								No of Voting Rights						No.	As a % of total Shares held	No. (Not Applicable)	As a % of total Shares held (Not Applicable)	
								Class X	Class Y	Total								
(1) Custodian/DR Holder		0	0	0	0	0	0.00	0	0	0	0.00	0	0.00	0	0.00	NA	0	
(2) Employee Benefit Trust (under SEBI (Share based Employee Benefit) Regulations, 2014)		0	0	0	0	0	0.00	0	0	0	0.00	0	0.00	0	0.00	NA	0	
Total Non-Promoter-Non Public shareholding (C)= (G)(1) + (C)(2)		0	0	0	0	0	0.00	0	0	0	0.00	0	0.00	0	0.00	NA	0	

Date : 16th April 2018



For JK Tyre & Industries Ltd
PK Rustagi
 PK Rustagi
 Vice President (Legal) & Company Secretary