

Format of holding of specified securities

1	Name of Listed Entity	:	JK Tyre & Industries Ltd.
2	Scrip Code/Name of Scrip/Class of Security	:	Scrip Code -BSE : 530007;NSE - JKTYRE; Equity Shares
3	Share Holding Pattern Filed under: Reg. 31(1)(a)/Reg. 31(1)(b)/Reg.31(1)(c)	:	Reg 31(1)(b)
a	If under 31(1)(b) then indicate the report for Quarter ending	:	Quarter ended 31st December 2015
b	If under 31(1)(c) then indicate date of allotment/extinguishment	:	Not applicable

4 Declaration: The Listed entity is required to submit the following declaration to the extent of submission of information:-

	Particulars	Yes*	No*
1	Whether the Listed Entity has issued any partly paid up shares?		√
2	Whether the Listed Entity has issued any Convertible Securities or Warrants?		√
3	Whether the Listed Entity has any shares against which depository receipts are issued?		√
4	Whether the Listed Entity has any shares in locked-in?	√	
5	Whether any shares held by promoters are pledge or otherwise encumbered?		√

* If the Listed Entity selects the option 'No' for the questions above, the columns for the partly paid up shares, Outstanding Convertible Securities/ Warrants, depository receipts, locked-in shares, No of shares pledged or otherwise encumbered by promoters, as applicable, shall not be displayed at the time of dissemination on the Stock Exchange website. Also wherever there is 'No' declared by Listed Entity in above table the values will be considered as 'Zero' by default on submission of the format of holding of specified securities.

5 The tabular format for disclosure of holding of specified securities is as follows:-

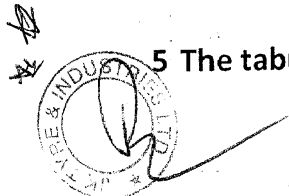


Table I - Summary Statement holding of specified securities

Category (I)	Category of shareholder (II)	Nos. of shareholders (III)	No. of fully paid up equity shares held (IV)	No. of Partly paid-up equity shares held (V)	No. of shares underlying Depository Receipts (VI)	Total nos. shares held (VII) = (IV)+(V)+ (VI)	Shareholding as a % of total no. of shares (calculated as per SCRR, 1957) (VIII) As a % of (A+B+C2)	Number of Voting Rights held in each class of securities (IX)			No. of Shares Underlying Outstanding convertible securities (Including Warrants) (X)	Shareholding as a % assuming full conversion of convertible securities (as a percentage of diluted share capital) (XI)= (VII)+(X) As a % of (A+B+C2)	Number of Locked In shares (XII)		Number of Shares pledged or otherwise encumbered (XIII)		Number of equity shares held in dematerialized form (XIV)	
								No of Voting Rights					Total as a % of (A+B+ C)	No. (a)	As a % of total Shares held (b)	No. (a)		As a % of total Shares held (b)
								Class eg: X	Class eg: y	Total								
(A)	Promoter & Promoter Group	23	118717655	0	0	118717655	52.34	118717655	0	118717655	52.34	0	52.34	21516750	18.12	0	0.00	118717655
(B)	Public	90762	108095825	0	0	108095825	47.66	108095825	0	108095825	47.66	0	47.66	0	0.00	NA	NA	105981255
(C)	Non Promoter- Non Public	0	0	0	0	0	0.00	0	0	0	0.00	0	0.00	0	0.00	NA	NA	0
(C1)	Shares underlying DRs	0	0	0	0	0	NA	0	0	0	0.00	0	0.00	0	0.00	NA	NA	0
(C2)	Shares held by Employee Trusts	0	0	0	0	0	0.00	0	0	0	0.00	0	0.00	0	0.00	NA	NA	0
	Total	90785	226813480	0	0	226813480	100.00	226813480	0	226813480	100.00	0	100.00	21516750	18.12			224698910



Table II - Statement showing shareholding pattern of the Promoter and Promoter Group

Category & Name of the Shareholders (I)	PAN (II)	No. of shareholder (III)	No. of fully paid up equity shares held (IV)	Partly paid-up equity shares held (V)	Nos. of shares underlying Depository Receipts (VI)	Total nos. shares held (VII = IV+V+VI)	Shareholding % calculated as per SCRR, 1957 As a % of (A+B+C2) (VIII)	Number of Voting Rights held in each class of securities (IX)			No. of Shares Underlying Outstanding convertible securities (including Warrants) (X)	Shareholding, as a % assuming full-conversion of convertible securities (as a percentage of diluted share capital) (XI) = (VII)+(X) as a % of A+B+C2	Number of Locked in shares (XII)		Number of Shares pledged or otherwise encumbered (XIII)		Number of equity shares held in dematerialized form (XIV)	
								No of Voting Rights					Total as a % of Total Voting rights	No. (a)	As a % of total Shares held (b) **	No. (a)		As a % of total Shares held (b)
								Class X	Class Y	Total								
(1) Indian																		
(a) Individuals/Hindu Undivided Family		15	4374105	0	0	4374105	1.93	<4374105	0	4374105	1.93	0	1.93	1547500	1.30	0	0.00	4374105
Promoters																		
BHARAT HARI SINGHANIA			718325	0	0	718325	0.32	718325	0	718325	0.32	0	0.32	227500	0.19	0	0.00	718325
RAGHUPATI SINGHANIA			818990	0	0	818990	0.36	818990	0	818990	0.36	0	0.36	660000	0.56	0	0.00	818990
VIKRAM PATI SINGHANIA			46530	0	0	46530	0.02	46530	0	46530	0.02	0	0.02	0	0.00	0	0.00	46530
Promoter Group																		
VINITA SINGHANIA			716485	0	0	716485	0.32	716485	0	716485	0.32	0	0.32	660000	0.56	0	0.00	716485
SUNANDA SINGHANIA			562500	0	0	562500	0.25	562500	0	562500	0.25	0	0.25	0	0.00	0	0.00	562500
HARSH PATI SINGHANIA			46490	0	0	46490	0.02	46490	0	46490	0.02	0	0.02	0	0.00	0	0.00	46490
ANSHUMAN SINGHANIA			43375	0	0	43375	0.02	43375	0	43375	0.02	0	0.02	0	0.00	0	0.00	43375
BHARAT HARI SINGHANIA (HUF)			213745	0	0	213745	0.09	213745	0	213745	0.09	0	0.09	0	0.00	0	0.00	213745
RAGHUPATI SINGHANIA			75000	0	0	75000	0.03	75000	0	75000	0.03	0	0.03	0	0.00	0	0.00	75000
SHRIVATS SINGHANIA			5875	0	0	5875	0.00	5875	0	5875	0.00	0	0.00	0	0.00	0	0.00	5875
HARSH PATI SINGHANIA			213745	0	0	213745	0.09	213745	0	213745	0.09	0	0.09	0	0.00	0	0.00	213745
VIKRAM PATI SINGHANIA			210930	0	0	210930	0.09	210930	0	210930	0.09	0	0.09	0	0.00	0	0.00	210930
ANSHUMAN SINGHANIA			698245	0	0	698245	0.31	698245	0	698245	0.31	0	0.31	0	0.00	0	0.00	698245
DURGAVATI JAIN			2000	0	0	2000	0.00	2000	0	2000	0.00	0	0.00	0	0.00	0	0.00	2000
SHUBHA KANORIA			1870	0	0	1870	0.00	1870	0	1870	0.00	0	0.00	0	0.00	0	0.00	1870
(b) Central Government/State Government(s)		0	0	0	0	0	0.00	0	0	0	0.00	0	0.00	0	0.00	0	0.00	0
(c) Financial Institutions/Banks		0	0	0	0	0	0.00	0	0	0	0.00	0	0.00	0	0.00	0	0.00	0



Table II - Statement showing shareholding pattern of the Promoter and Promoter Group

Category & Name of the Shareholders (I)	PAN (II)	No. of shareholder (III)	No. of fully paid up equity shares held (IV)	Partly paid-up equity shares held (V)	Nos. of shares underlying Depository Receipts (VI)	Total nos. shares held (VII = IV+V+VI)	Shareholding % calculated as per SCRR, 1957 As a % of (A+B+C2) (VIII)	Number of Voting Rights held in each class of securities (IX)			No. of Shares Underlying Outstanding convertible securities (including Warrants) (X)	Shareholding, as a % assuming full conversion of convertible securities (as a percentage of diluted share capital) (XI) = (VII)+(X) as a % of A+B+C2	Number of Locked in shares (XII)		Number of Shares pledged or otherwise encumbered (XIII)		Number of equity shares held in dematerialized form (XIV)	
								No of Voting Rights					Total as a % of Total Voting rights	No. (a)	As a % of total Shares held (b) **	No. (a)		As a % of total Shares held (b)
								Class X	Class Y	Total								
(d) Any Others BODIES CORPORATE		8	114343550	0	0	114343550	50.41	114343550	0	114343550	50.41	0	50.41	19969250	16.82	0	0.00	114343550
Promoter			55074250	0	0	55074250	24.28	55074250	0	55074250	24.28	0	24.28	12128000	10.22	0	0.00	55074250
Promoter Group																		
HARI SHANKAR SINGHANIA HOLDINGS PRIVATE LIMITED			749200	0	0	749200	0.33	749200	0	749200	0.33	0	0.33	0	0.00	0	0.00	749200
J K FENNER INDIA LIMITED			18000000	0	0	18000000	7.94	18000000	0	18000000	7.94	0	7.94	0	0.00	0	0.00	18000000
FLORENCE INVESTECH LTD			32659100	0	0	32659100	14.40	32659100	0	32659100	14.40	0	14.40	2488750	2.10	0	0.00	32659100
BMF INVESTMENTS LIMITED			7807500	0	0	7807500	3.44	7807500	0	7807500	3.44	0	3.44	5352500	4.51	0	0.00	7807500
JUGGILAL KAMLAPAT UDYOG LTD			50000	0	0	50000	0.02	50000	0	50000	0.02	0	0.02	0	0.00	0	0.00	50000
ACCURATE FINMAN SERVICES LIMITED			1000	0	0	1000	0.00	1000	0	1000	0.00	0	0.00	0	0.00	0	0.00	1000
NAV BHARAT VANIJYA LIMITED			2500	0	0	2500	0.00	2500	0	2500	0.00	0	0.00	0	0.00	0	0.00	2500
Sub-Total(A)(1)		23	118717655	0	0	118717655	52.34	118717655	0	118717655	52.34	0	52.34	21516750	18.12	0	0.00	118717655
(2) Foreign		0	0	0	0	0	0.00	0	0	0	0.00	0	0.00	0	0.00	0	0.00	0
(a) Individuals (Non- Resident Individuals/ Foreign Individuals)		0	0	0	0	0	0.00	0	0	0	0.00	0	0.00	0	0.00	0	0.00	0
(b) Government		0	0	0	0	0	0.00	0	0	0	0.00	0	0.00	0	0.00	0	0.00	0
(c) Institutions		0	0	0	0	0	0.00	0	0	0	0.00	0	0.00	0	0.00	0	0.00	0
(d) Foreign Portfolio Investor		0	0	0	0	0	0.00	0	0	0	0.00	0	0.00	0	0.00	0	0.00	0
(f) Any Others (specify)		0	0	0	0	0	0.00	0	0	0	0.00	0	0.00	0	0.00	0	0.00	0
Sub-Total (A)(2)		0	0	0	0	0	0.00	0	0	0	0.00	0	0.00	0	0.00	0	0.00	0
Total Shareholding of Promoter and Promoter Group (A)= (A)(1)+(A)(2)		23	118717655	0	0	118717655	52.34	118717655	0	118717655	52.34	0	52.34	21516750	18.12	0	0.00	118717655

** % age of Lock-in shares has been calculated on the basis of total shareholding of Promoter and Promoter Group.



Table III - Statement showing shareholding pattern of the Public Shareholder

Category & Name of the Shareholders (I)	PAN (II)	No. of shareholder (III)	No. of fully paid up equity shares held (IV)	Partly paid-up equity shares held (V)	Nos. of shares underlying Depository Receipts (VI)	Total nos. shares held (VII = IV+V+VI)	Shareholding % calculated as per SCRR, 1957 As a % of (A+B+C2) (VIII)	Number of Voting Rights held in each class of securities (IX)			No. of Shares Underlying Outstanding convertible securities (including Warrants) (X)	Total Shareholding, as a % assuming full conversion of convertible securities (as a percentage of diluted share capital) (XI)	Number of Locked in shares (XII)		Number of Shares pledged or otherwise encumbered (XIII)		Number of equity shares held in dematerialized form (XIV)	
								No of Voting Rights					Total as a % of Total Voting rights	No. (a)	As a % of total Shares held (b)	No. (Not applicable) (a)		As a % of total Shares held (not applicable) (b)
								Class X	Class Y	Total								
(1) Institutions																		
(a) Mutual Fund		9	1599185	0	0	1599185	0.71	1599185	0	1599185	0.71	0	0.71	0	0.00	NA	NA	1597505
(b) Venture Capital Funds		0	0	0	0	0	0.00	0	0	0	0.00	0	0.00	0	0.00	NA	NA	0
(c) Alternate investment Funds		0	0	0	0	0	0.00	0	0	0	0.00	0	0.00	0	0.00	NA	NA	0
(d) Foreign Venture Capital Investors		0	0	0	0	0	0.00	0	0	0	0.00	0	0.00	0	0.00	NA	NA	0
(e) Foreign Portfolio Investors		63	23823334	0	0	23823334	10.50	23823334	0	23823334	10.50	0	10.50	0	0.00	NA	NA	23823334
			2540900	0	0	2540900	1.12	2540900	0	2540900	1.12	0	1.12	0	0.00	NA	NA	2540900
(f) Financial Institutions/ Banks		27	272567	0	0	272567	0.12	272567	0	272567	0.12	0	0.12	0	0.00	NA	NA	248257
(g) Insurance Companies		4	1982010	0	0	1982010	0.87	1982010	0	1982010	0.87	0	0.87	0	0.00	NA	NA	1981875
(h) Provident Funds/ Pension Funds		0	0	0	0	0	0.00	0	0	0	0.00	0	0.00	0	0.00	NA	NA	0
(i) Any Others (specify)		0	0	0	0	0	0.00	0	0	0	0.00	0	0.00	0	0.00	NA	NA	0
Sub-Total(B)(1)		103	27677096	0	0	27677096	12.20	27677096	0	27677096	12.20	0	12.20	0	0.00	NA	NA	27650971
(2) Central Government/ State Government(s)/ President of India		1	1427600	0	0	1427600	0.63	1427600	0	1427600	0.63	0	0.63	0	0.00	NA	NA	1427600
Sub-Total (B)(2)		1	1427600	0	0	1427600	0.63	1427600	0	1427600	0.63	0	0.63	0	0.00	NA	NA	1427600
(3) Non-institutions																NA	NA	
(a) Individuals - i. Individual shareholders holding nominal share capital up to Rs. 2 lakhs.		88004	36511641	0	0	36511641	16.10	36511641	0	36511641	16.10	0	16.10	0	0.00	NA	NA	34579346
		21	4006341	0	0	4006341	1.77	4006341	0	4006341	1.77	0	1.77	0	0.00	NA	NA	4006341
(b) NBFCs registered with RBI		15	186706	0	0	186706	0.08	186706	0	186706	0.08	0	0.08	0	0.00	NA	NA	186706
(c) Employee Trusts		0	0	0	0	0	0.00	0	0	0	0.00	0	0.00	0	0.00	NA	NA	0




Table III - Statement showing shareholding pattern of the Public Shareholder


Category & Name of the Shareholders (I)	PAN (II)	No. of shareholder (III)	No. of fully paid up equity shares held (IV)	Partly paid-up equity shares held (V)	Nos. of shares underlying Depository Receipts (VI)	Total nos. shares held (VII = IV+V+VI)	Shareholding % calculated as per SCRR, 1957 As a % of (A+B+C2) (VIII)	Number of Voting Rights held in each class of securities (IX)				No. of Shares Underlying Outstanding convertible securities (including Warrants) (X)	Total Shareholding, as a % assuming full conversion of convertible securities (as a percentage of diluted share capital) (XI)	Number of Locked in shares (XII)		Number of Shares pledged or otherwise encumbered (XIII)		Number of equity shares held in dematerialized form (XIV)
								No of Voting Rights			Total as a % of Total Voting rights			No. (a)	As a % of total Shares held (b)	No. (Not applicable) (a)	As a % of total Shares held (not applicable) (b)	
								Class X	Class Y	Total								
(d) Overseas Depositories (holding DRs) (balancing figure)		0	0	0	0	0	0.00	0	0	0	0.00	0	0.00	0	0.00	NA	NA	0
(e) Any Other																		
(i) CORPORATE BODY		1356	18183346	0	0	18183346	8.02	18183346	0	18183346	8.02	0	8.02	0	0.00	NA	NA	18154471
<i>ULTIMA FINVEST LIMITED</i>			2861484	0	0	2861484	1.26	2861484	0	2861484	1.26	0	1.26	0	0.00	NA	NA	2861484
(ii) CORPORATE BODY (OCB)		1	17437500	0	0	17437500	7.69	17437500	0	17437500	7.69	0	7.69	0	0.00	NA	NA	17437500
<i>EDGEFIELD SECURITIES LIMITED</i>			17437500	0	0	17437500	7.69	17437500	0	17437500	7.69	0	7.69	0	0.00	NA	NA	17437500
(iii) NON RESIDENT INDIANS		1258	2651500	0	0	2651500	1.17	2651500	0	2651500	1.17	0	1.17	0	0.00	NA	NA	2524225
(iv) TRUSTS		3	14095	0	0	14095	0.01	14095	0	14095	0.01	0	0.01	0	0.00	NA	NA	14095
Sub-Total (B)(3)		90658	78991129	0	0	78991129	34.83	78991129	0	78991129	34.83	0	34.83	0	0.00	NA	NA	76902684
Total Public Shareholding (B)= (B)(1)+(B)(2)+(B)(3)		90762	108095825	0	0	108095825	47.66	108095825	0	108095825	47.66	0	47.66	0	0.00	NA	NA	105981255



Table IV - Statement showing shareholding pattern of the Non Promoter - Non Public Shareholder

Category & Name of the Shareholders (I)	PAN (II)	No. of shareholder (III)	No. of fully paid up equity shares held (IV)	Partly paid-up equity shares held (V)	Nos. of shares underlying Depository Receipts (VI)	Total nos. shares held (VII = IV+V+VI)	Shareholding % calculated as per SCRR, 1957 As a % of (A+B+C2) (VIII)	Number of Voting Rights held in each class of securities (IX)			No. of Shares Underlying Outstanding convertible securities (including Warrants) (X)	Total Shareholding, as a % assuming full conversion of convertible securities (as a percentage of diluted share capital) (XI)	Number of Locked in shares (XII)		Number of Shares pledged or otherwise encumbered (XIII)		Number of equity shares held in dematerialized form (XIV)	
								No of Voting Rights					Total as a % of Total Voting rights	No.	As a % of total Shares held	No. (Not Applicable)		As a % of total Shares held (Not Applicable)
								Class X	Class Y	Total								
(1) Custodian/DR Holder		0	0	0	0	0	0.00	0	0	0	0.00	0	0.00	0	0.00	NA	0	
(2) Employee Benefit Trust (under SEBI (Share based Employee Benefit) Regulations, 2014)		0	0	0	0	0	0.00	0	0	0	0.00	0	0.00	0	0.00	NA	0	
Total Non-Promoter-Non Public shareholding (C)= (C)(1) +(C)(2)		0	0	0	0	0	0.00	0	0	0	0.00	0	0.00	0	0.00	NA	0	

Date : 20th January 2016



For JK Tyre & Industries Ltd.

PK Rustagi
Vice President (Legal) & Company Secretary